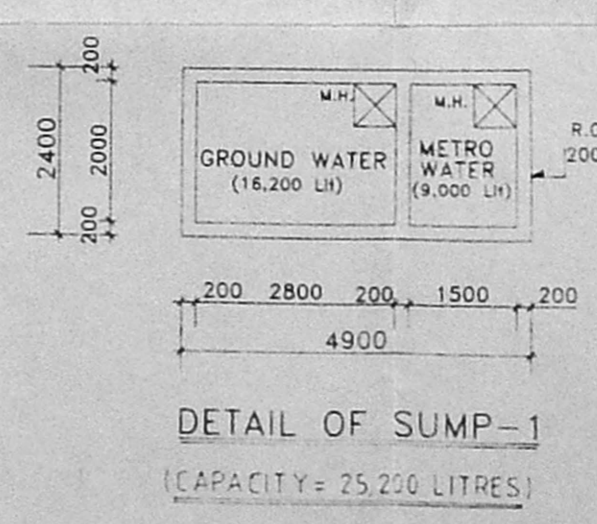
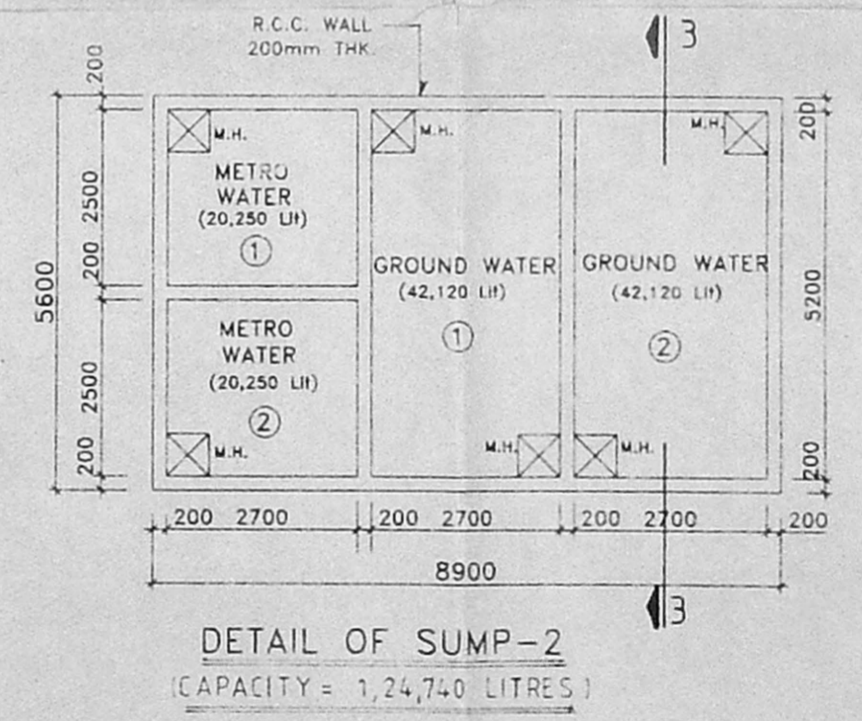
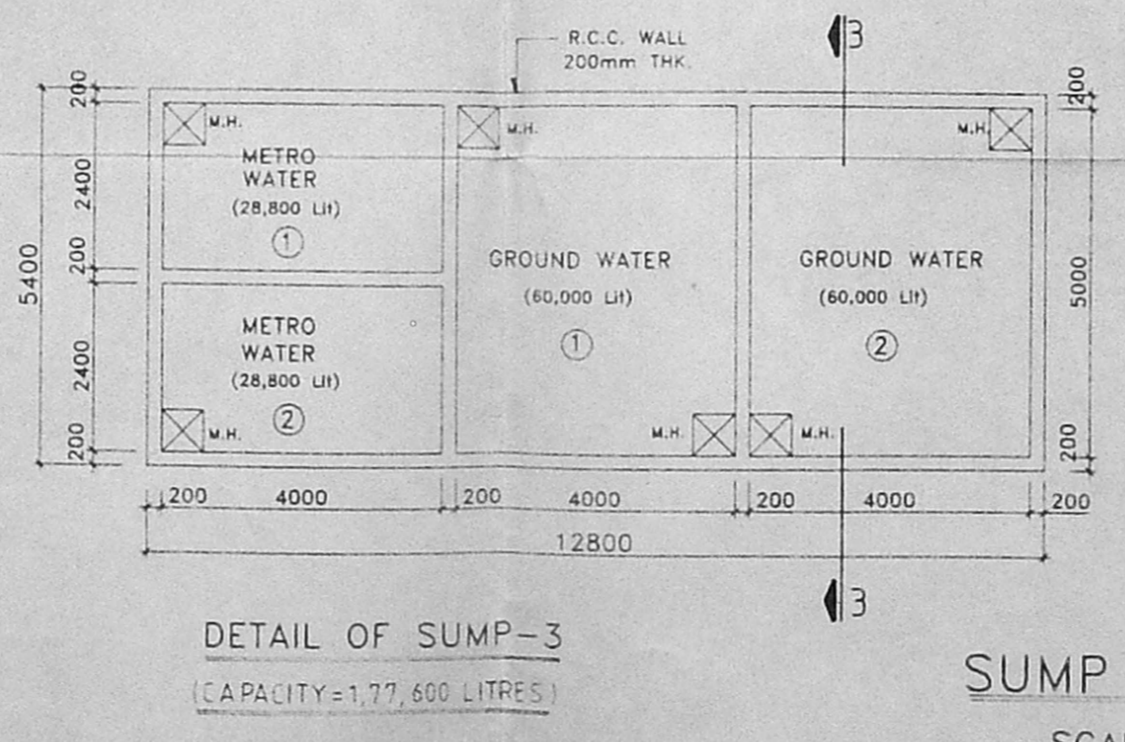
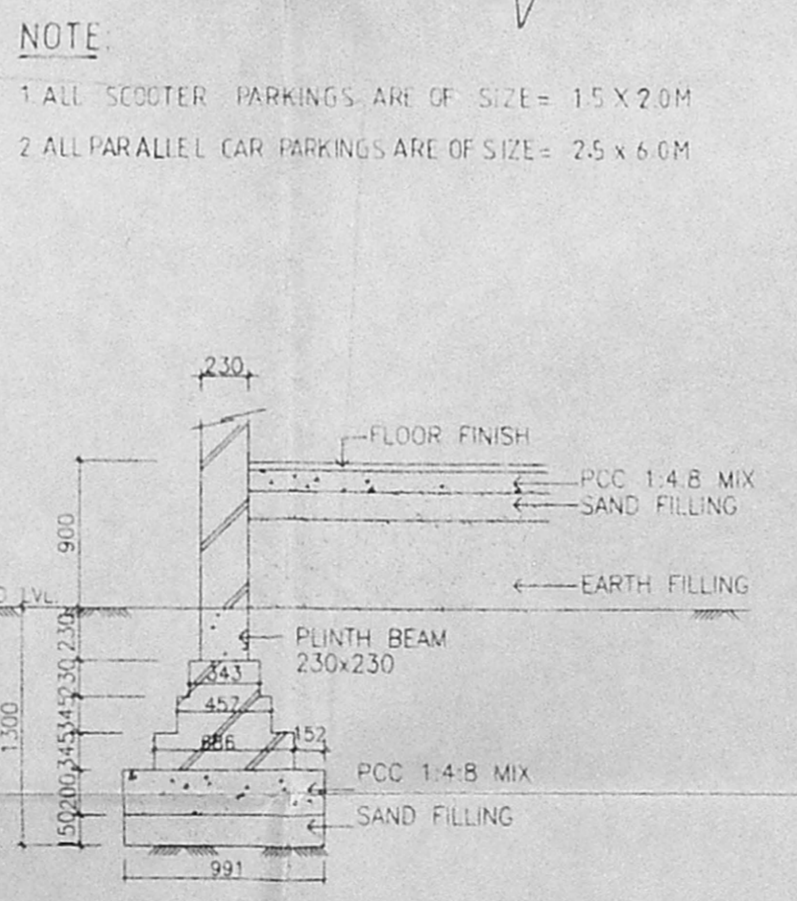
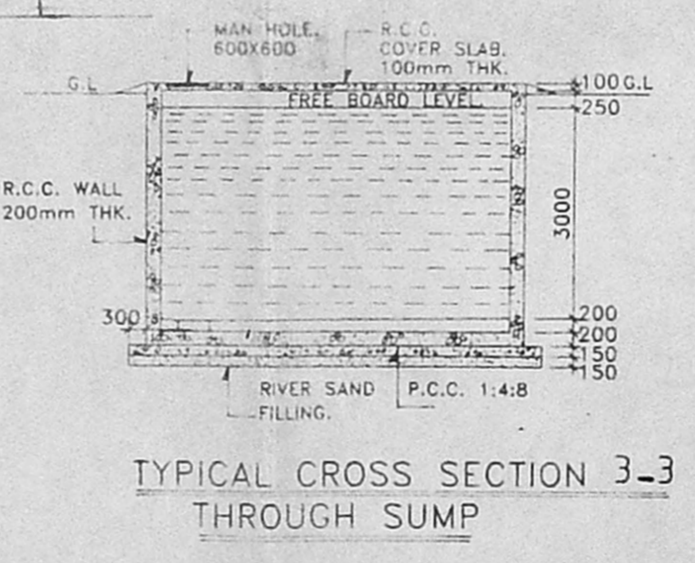
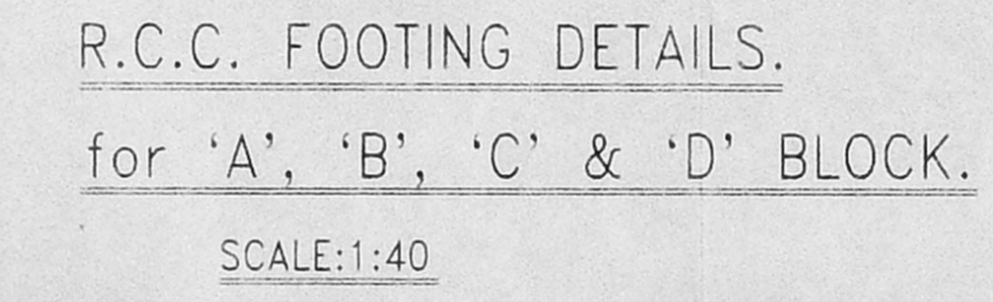
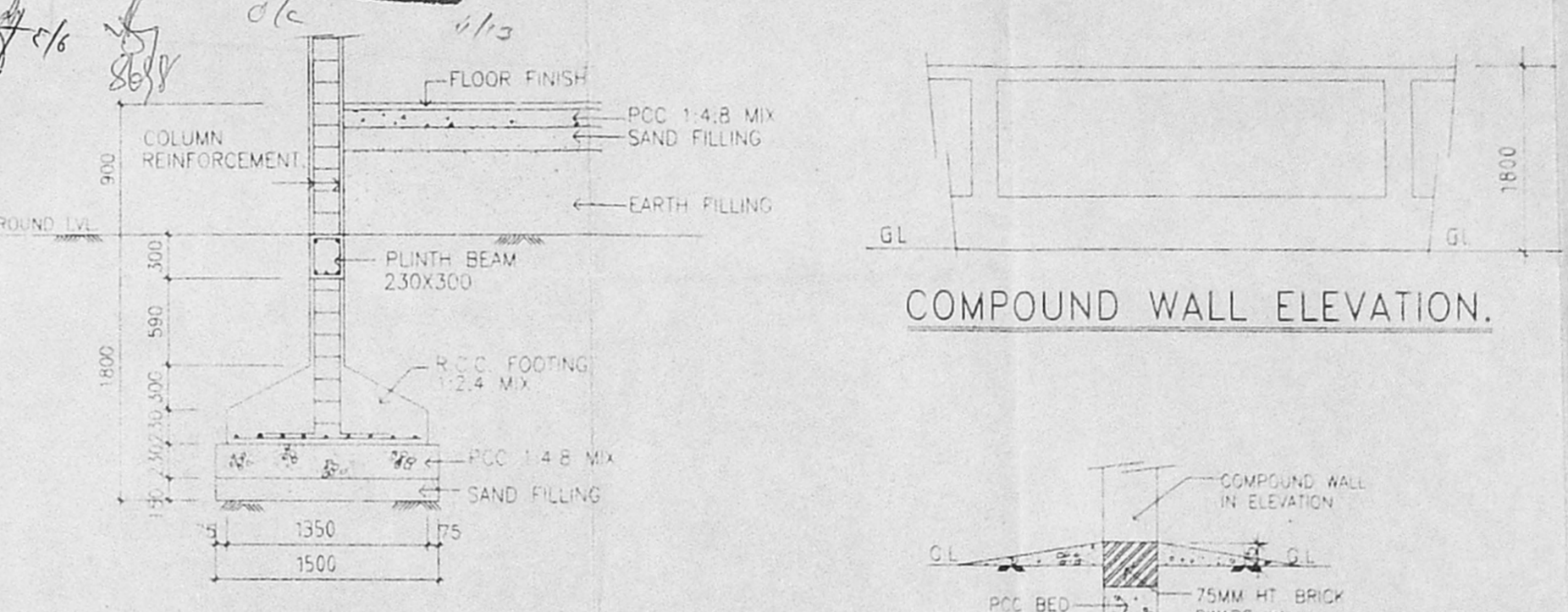
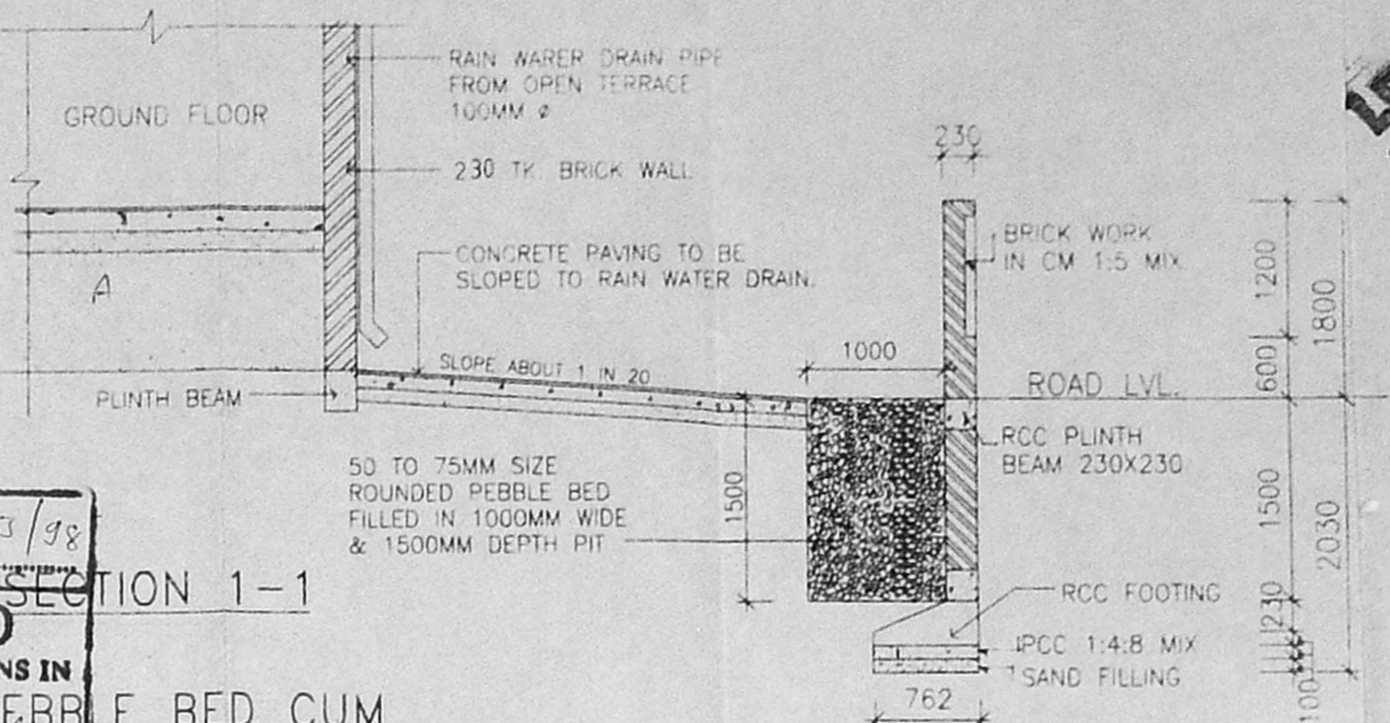
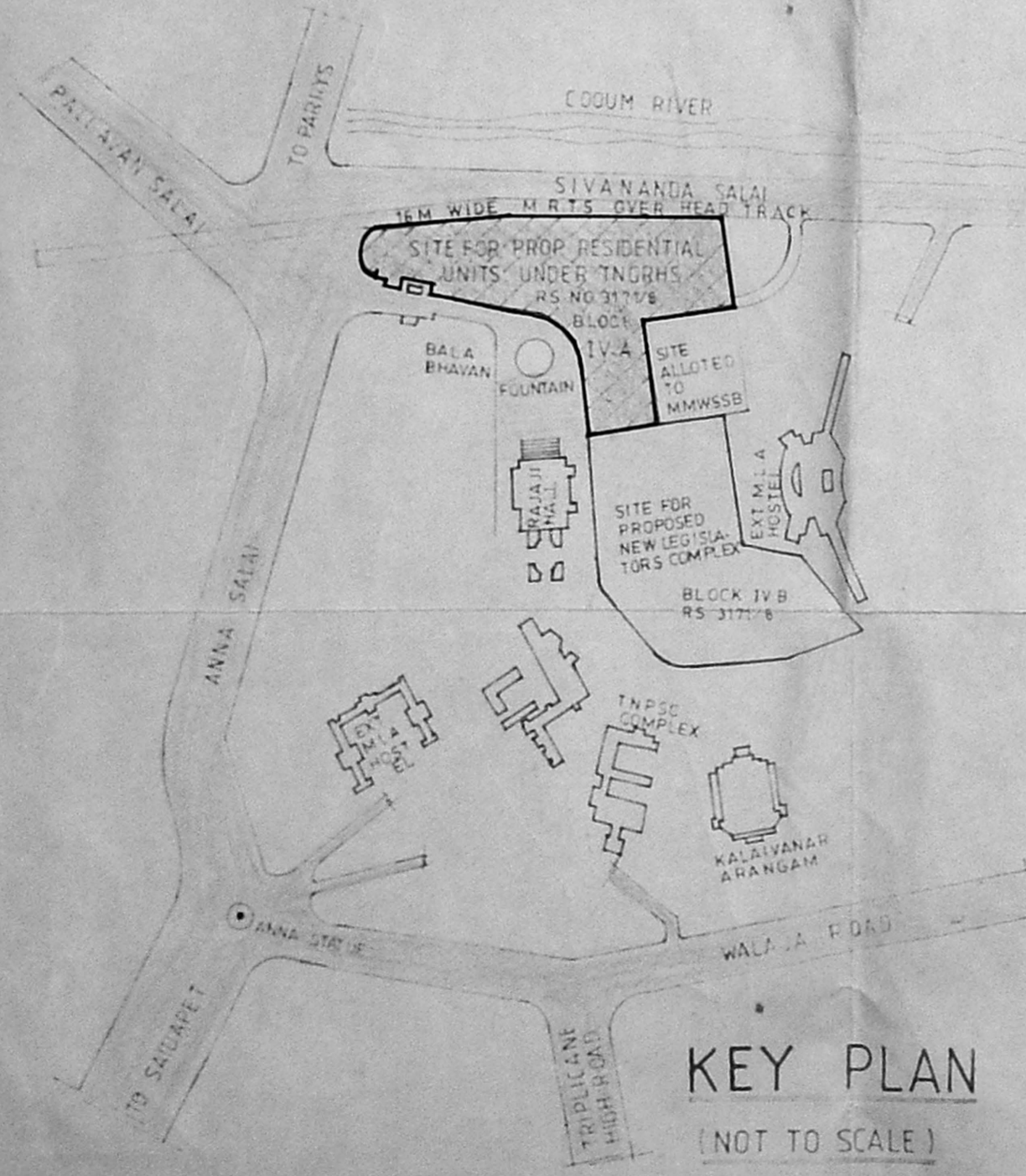


Planning Permit No. B/28016/103A/3/98  
**APPROVED**  
 SUBJECT TO THE CONDITIONS IN THIS OFFICE LETTER  
 No. 128205/93 Date 1/12/98  
 FOR MEMBER SECRETARY CHENNAI METROPOLITAN DEVELOPMENT AUTHORITY CHENNAI-600 008.



**SUMP DETAILS.**  
SCALE: 1:100



Revised Plan  
 Date: 30/3/98

**CMDA (B)/PP No. 1 / C. No. B/28016/103A/3/98**  
 Asst. **dhala kuppuswamy rebella**

Serutiny P.A. **ARCHITECTS PLANNERS INTERIOR DESIGNERS**  
 59, URNES ROAD, MELBAY MADRAS-600 010.

**PROJECT A.P.**

PROPOSED CONSTRUCTION OF RESIDENTIAL UNITS UNDER TNGRHS AT RS. NO. 317/18 BLOCK IV-A GOVERNMENT ESTATE, CHENNAI.

REGISTERED ARCHITECT APPLICANT  
**K. SURESH** TAMIL NADU HOUSING BOARD  
 Negative Engineer TOWN BLOCK DIVISION T.N.H.B.  
 CHENNAI-600 008.

NOTE: \* ALL METRIC DIMENSIONS ARE IN "MM"  
 \* READ THIS DRAWING ALONG WITH SHEET NO: 30 TO 38

- SPECIFICATIONS**
- ALL BRICK WORKS IN CM 1:5 MIX.
  - ALL RCC WORK IN 1:2:4 MIX.
  - ALL WOOD WORK TO BE OF FIRST CLASS WOOD.
  - ALL PLASTERING IN CEMENT WORTOP 1:4 MIX & 12MM THICK.
  - BUILDING TO BE EXTERNALLY FINISHED WITH CEMENT PAINT.

**PARKING**

SL NO.	TYPE	NO. OF UNITS	PLINTH AREA OF EACH UNIT	PARKING PROVIDED WHEELERS	CARS
1	BLOCK SPECIAL	20	136.00	24	
2	BLOCK-A	24	83.00	35	
3	BLOCK-B	32	63.90	46	
4	BLOCK-C	64	47.40	86	
5	BLOCK-D	120	38.40	135	
ADDITIONAL PARKING				21	
TOTAL				322	45

**REVISIONS**

SNO	DATE	DESCRIPTION	CHECKED
1	30/3/98	SITE PLAN REVISED	

**LEGEND**

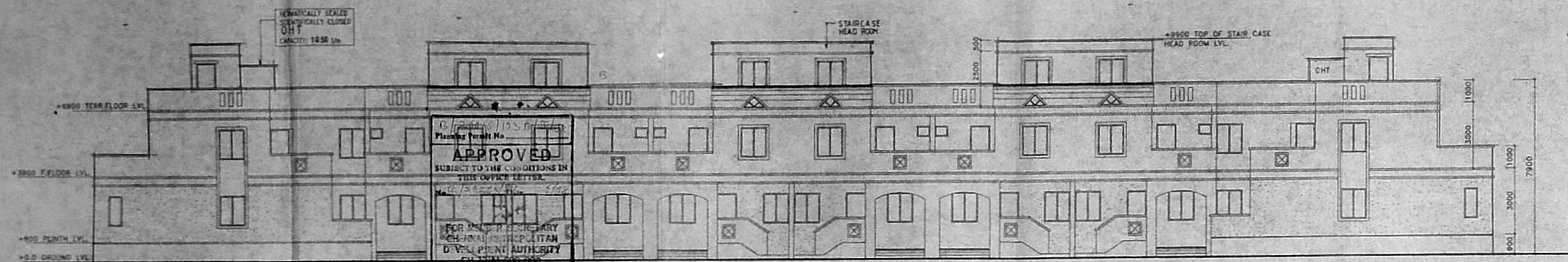
- Plot Boundary
- Proposal
- Road
- Sewer Line

**TITLE**  
 DETAILS OF SITE PLAN, KEY PLAN, SUMP, PEBBLE BED CUM COMPOUND WALL, DWARF WALL, FOUNDATION & etc

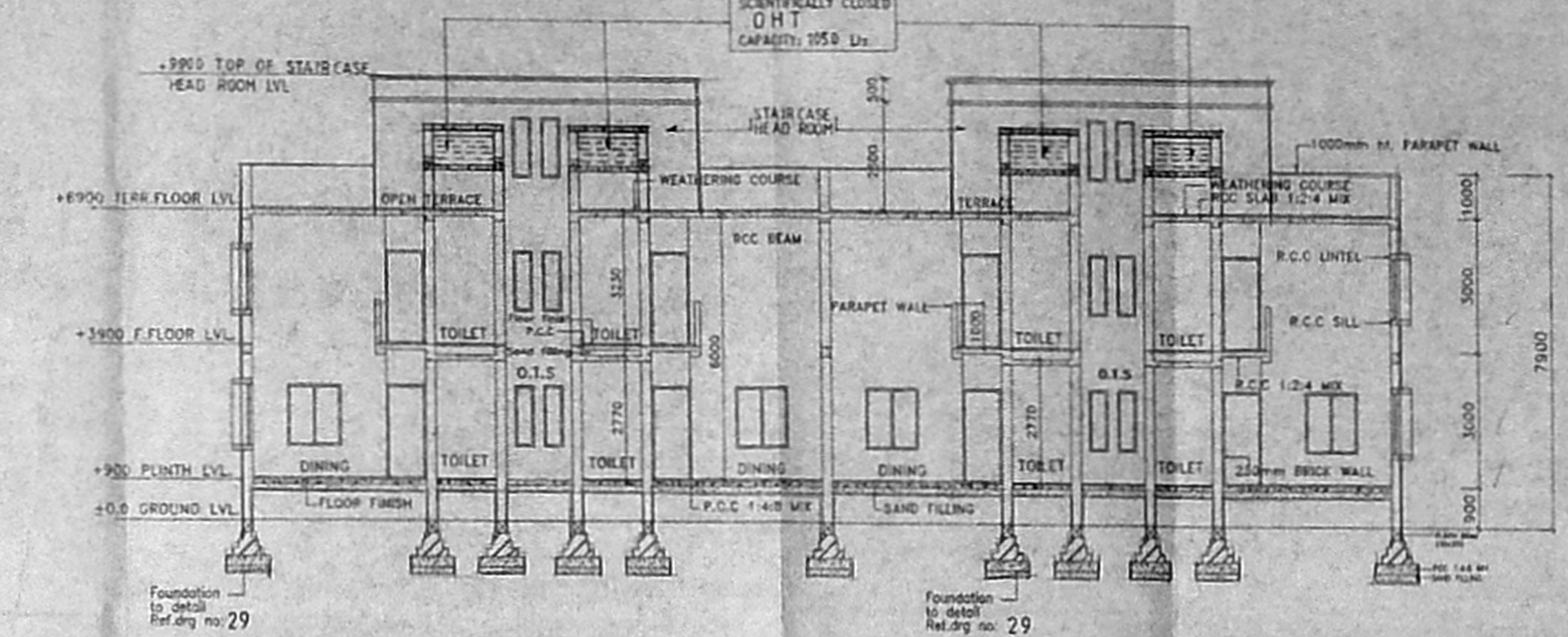
**AUTHORITIES APPROVAL DRAWING**  
 PROJECT NO. 307/97

SCALE	REVISION	SHEET NO
SCALE: AS SHOWN R1		
DATE: 21.08.97		
DRAWN: V.G. SEKAR		
CHECKED: <b>dhala kuppuswamy rebella</b>		

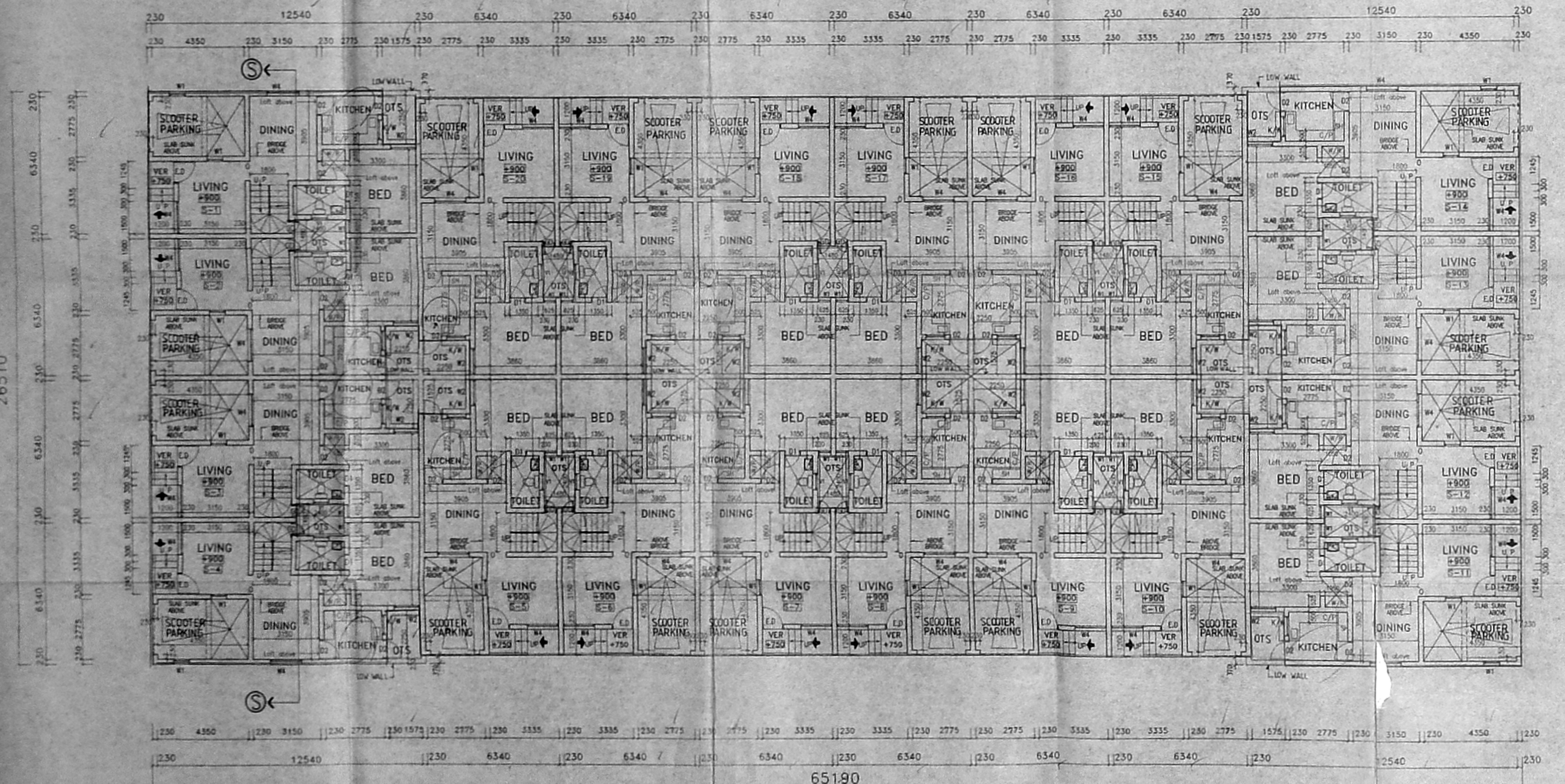




FRONT ELEVATION



SECTION S-S



GROUND FLOOR PLAN

**LEGEND**

SH: SHELVES	F: FIRST FLOOR
C/S: CURIO SHELF	S: SECOND FLOOR
C/P: COOKING PLATFORM	T: THIRD FLOOR
W/R: WARD ROBE	

CONSULTANTS

dhm

CMDA (B)/PP NO. 307/97  
C. No. 11/92  
rebelo

PROJECT  
PROPOSED CONSTRUCTION OF RESIDENTIAL UNITS UNDER TNGRHS AT RS. NO. 3171/8 BLOCK IV-A GOVERNMENT ESTATE, CHENNAI.

REGISTERED ARCHITECT APPLICANT  
K. SURESH TAMIL NADU HOUSING BOARD  
K. SURESH  
REGISTERED ARCHITECT  
CORP. OF MADRAS S.A. NO. 245

NOTE: ALL METRIC DIMENSIONS ARE IN 'MM'  
\* READ THIS DRAWING ALONG WITH SHEET NO. 29 & 31 TO 35

**SPECIFICATIONS**

- \* ALL BRICK WORKS IN CM 1:5 MIX. \* ALL RCC WORK IN 1:4:8 MIX
- \* ALL RCC WORK IN 1:2:4 MIX. \* ALL SAND FILLING TO BE OF RIVER SAND
- \* ALL WOOD WORKING TO BE OF FIRST CLASS WOOD
- \* ALL PLASTERING IN CEMENT MORTAR 1:4 MIX & 12MM THICK
- \* BUILDING TO BE EXTERNALLY FINISHED WITH CEMENT PAINT

**SCHEDULE OF JOINERY**

TYPE	DESCRIPTION	SIZE
E.D	ENTRANCE DOOR	900x2100
D1	DOOR	700x2100
D2	DOOR	900x2100
W1	WINDOW	600x1350
W2	WINDOW	1200x1350
W4	WINDOW	1500x1350
O	OPENING	900x2700
V1	VENTILATOR	500 x 900
KW	KITCHEN WINDOW	1200 x 1000
GD	GRILLE DOOR	625 x 2100

**REVISIONS**

SNO	DATE	DESCRIPTION	CHECKED
1	27.07.97	PROVIDE ACCESS TO OPEN TO SKY AND CAR PARKING MODIFIED AS SCOOTER PARKING	

**LEGEND**

PLOT BOUNDARY  
 PROPOSAL  
 ROAD  
 SEWER LINE

**TITLE**  
 DETAILS OF  
**BLOCK - SPECIAL (20 units)**  
 GROUND FLOOR PLAN,  
 FRONT ELEVATION & SECTION

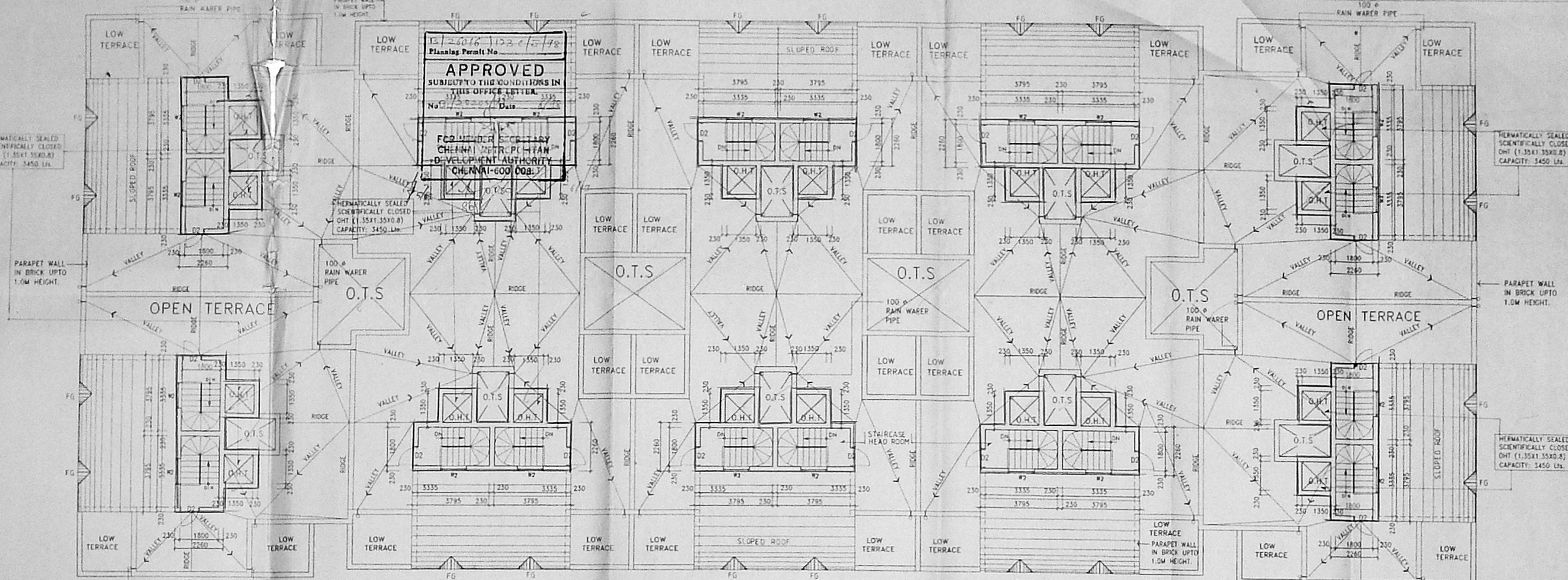
**AUTHORITIES APPROVAL DRAWING**  
 PROJECT NO. 307/97

REVISION	SHEET NO.
R1	30 <sub>R</sub>

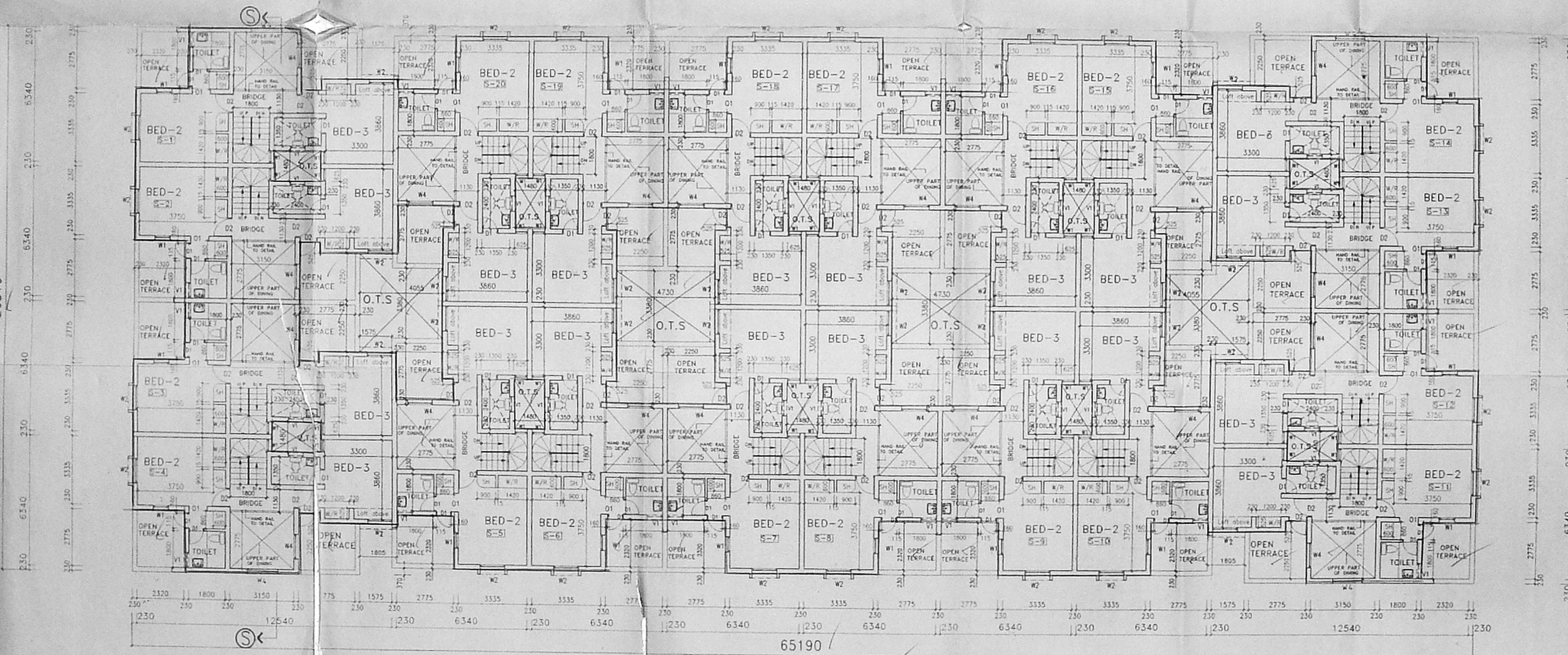
SCALE: 1:100  
 DATE: 11.08.97  
 DRAWN: S. ANURADHA  
 CHECKED:

THIS DESIGN DRAWING IS THE PROPERTY OF M/S. SHALAKA KUPPUSAMY REBELLO & IS SUBJECT TO THEIR REGAL AND MUST NOT BE COPIED OR REPRODUCED WITHOUT THEIR WRITTEN PERMISSION.





TERRACE FLOOR PLAN



FIRST FLOOR PLAN

CONSULTANTS *9600450*  
 M/s. **Shala kuppuswamy rebello**  
 CMDA (B)/PP No. *1/2*  
 C.No. *1/2*  
 A-1111  
 58, GOMES ROAD, KILPAKURAI, CHENNAI-600 005

PROJECT  
 PROPOSED CONSTRUCTION OF RESIDENTIAL UNITS UNDER TNGRHS AT RS. NO. 3171/8, BLOCK 'A' OF A GOVERNMENT ESTATE, CHENNAI.

REGISTERED ARCHITECT APPLICANT  
**K. SURESH**  
 B.Arch., M.P., F.I.I.A., A.I.T.P., Reg. Architect CA/77/4228, CORP. OF MADRAS, P.A. NO.245  
 TAMIL NADU HOUSING BOARD  
 Executive Engineer  
 TOWER BLOCK DIVISION  
 CHIEF ENGINEER GATE, TAMMAMBOUR, CHENNAI

NOTE: ALL METRIC DIMENSIONS ARE IN 'MM'  
 READ THIS DRAWING ALONG WITH SHEET NO. 29 TO 30 & 32 TO 39.

SPECIFICATIONS  
 • ALL BRICK WORKS IN 1:2:4 MIX. • ALL RCC WORK IN 1:1.8:4 MIX.  
 • ALL RCC WORK IN 1:2:4 MIX. • ALL SAND FILLING TO BE OF RIVER SAND.  
 • ALL WOOD WORK TO BE OF FIRST CLASS WOOD.  
 • ALL PLASTERING IN CEMENT MORTAR 1:4 MIX & 12MM THICK.  
 • BUILDING TO BE EXTERNALLY FINISHED WITH CEMENT PAINT.

SCHEDULE OF JOINERY

TYPE	DESCRIPTION	SIZE
E.D	ENTRANCE DOOR	900X2100
D1	DOOR	700X2100
D2	DOOR	900X2100
W1	WINDOW	600X1350
W2	WINDOW	1200X1350
W4	WINDOW	1500X1350
KW	KITCHEN WINDOW	1200X1000
V1	VENTILATOR	600 x 900
FG	FIXED GLASS (TRIANGLE AT SLOPE ROOF)	1200 x 900

LEGEND  
 SH: SHELVES  
 C/S: CURIO SHELF  
 C/P: COOKING PLATFORM  
 W/R: WARD ROBE  
 F: FIRST FLOOR  
 S: SECOND FLOOR  
 T: THIRD FLOOR

LEGEND  
 PLOT BOUNDARY  
 PROPOSAL ROAD  
 SEWER LINE

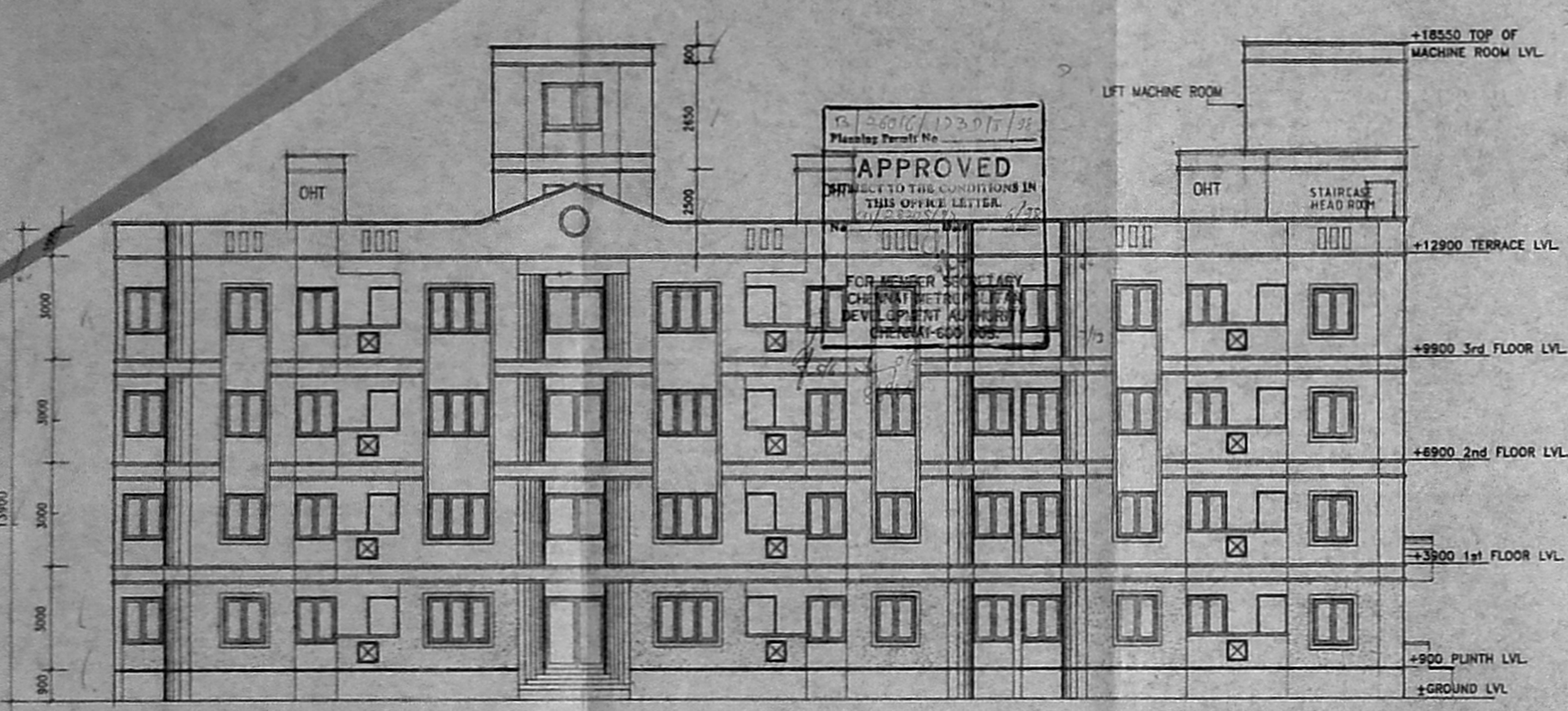
TITLE  
 DETAILS OF  
**BLOCK - SPECIAL (20 units)**  
 FIRST FLOOR PLAN,  
 TERRACE PLAN,  
 AUTHORITIES APPROVAL DRAWING  
 PROJECT NO. 307/97

REVISION	SHEET NO.
	31

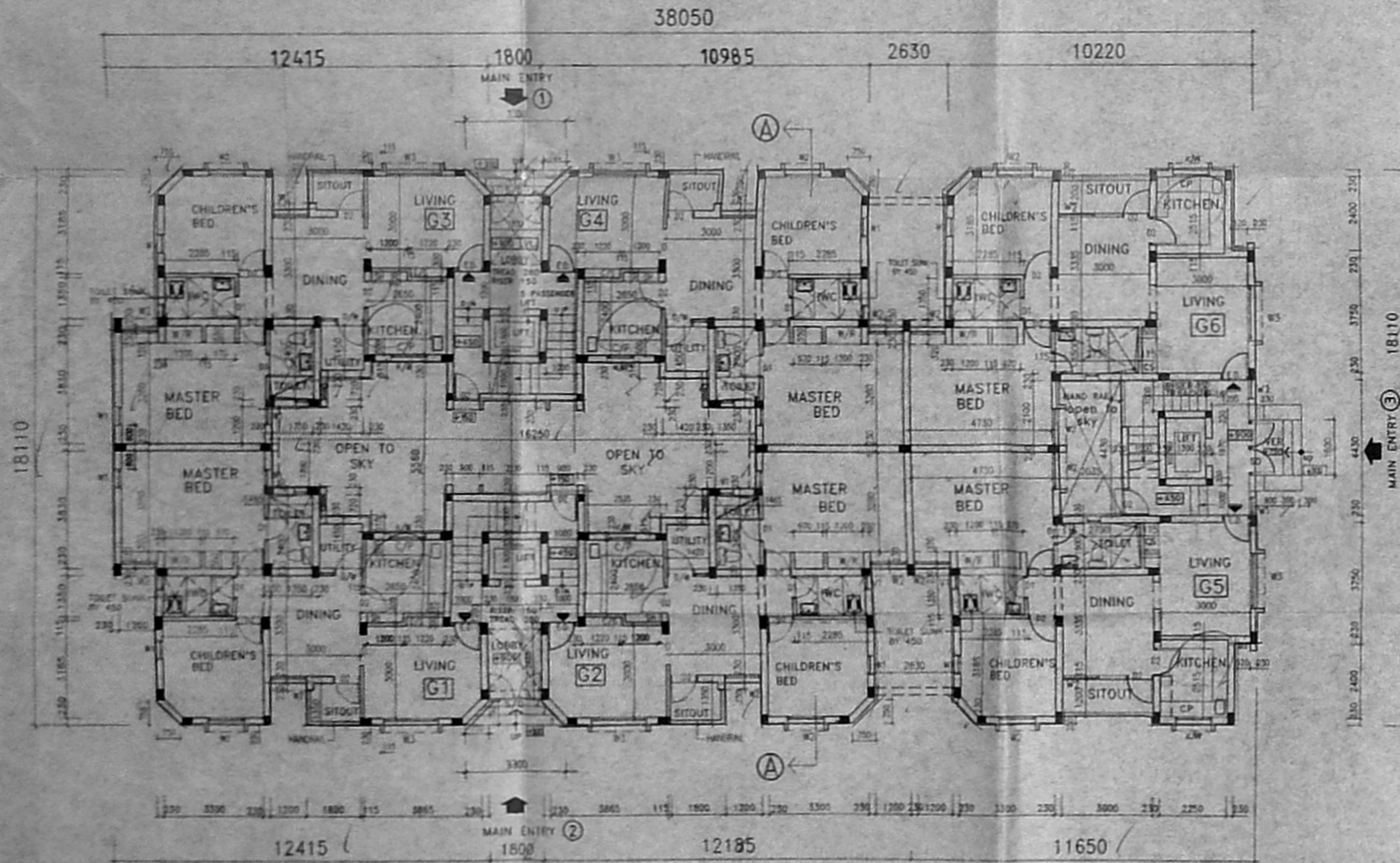
SCALE : 1:100  
 DATE : 11.08.97  
 DRAWN : B. ANURADHA  
 CHECKED:

THIS DESIGN/DRAWING IS THE PROPERTY OF M/S SHALA KUPPUSWAMY REBELLO. IT IS SUBJECT TO THEIR RECALL AND MUST NOT BE COPIED OR REPRODUCED.

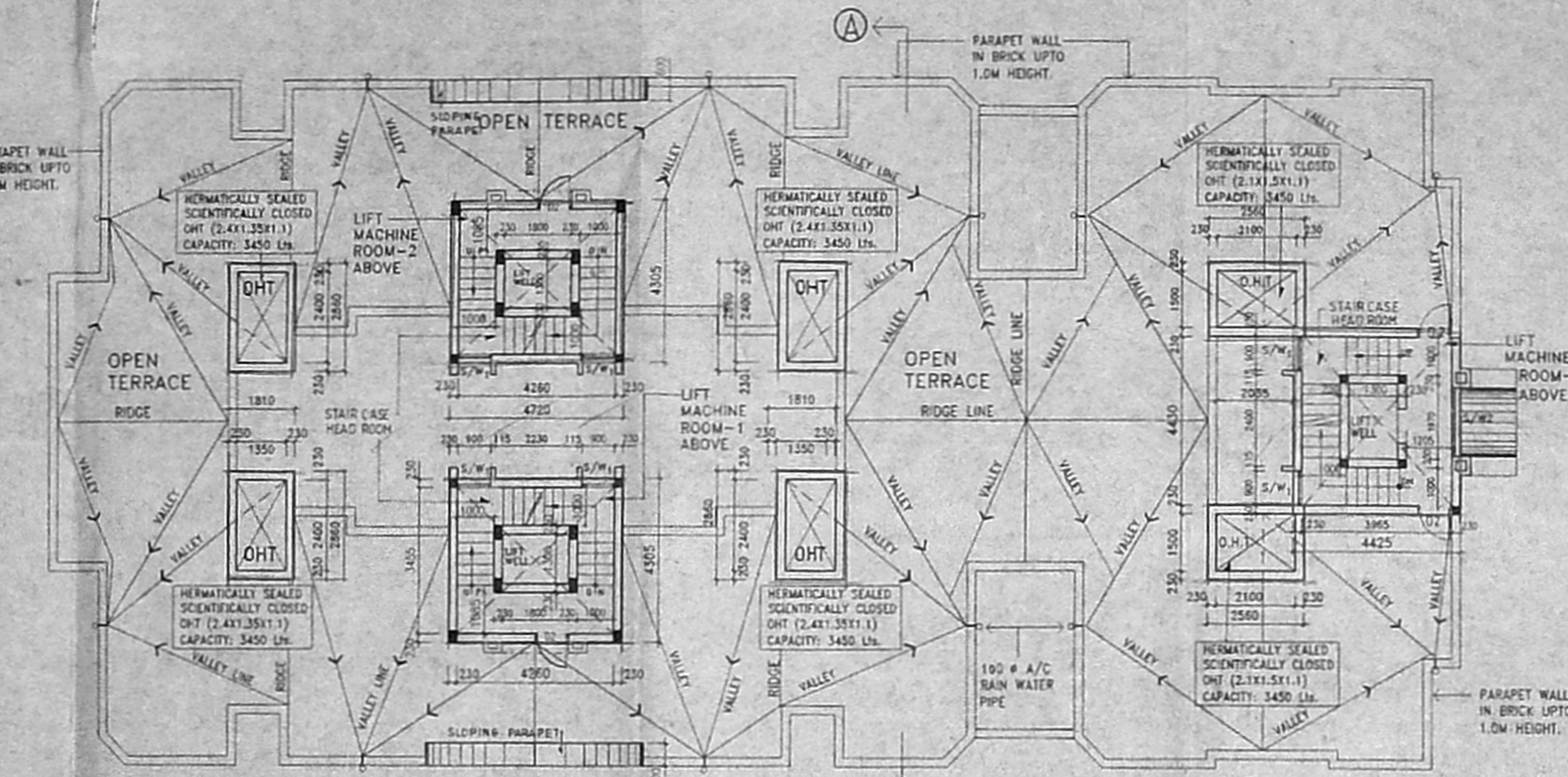




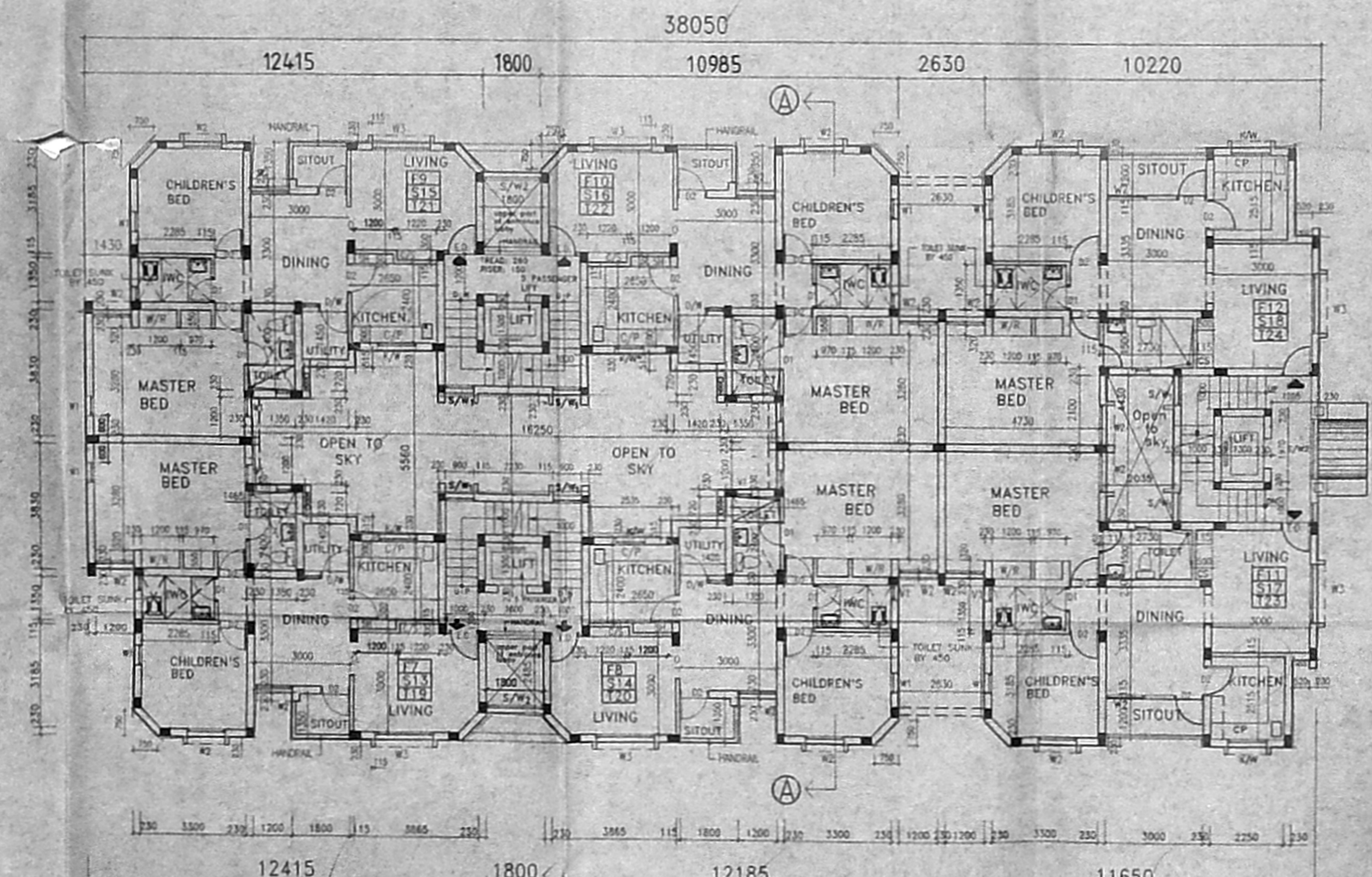
FRONT ELEVATION



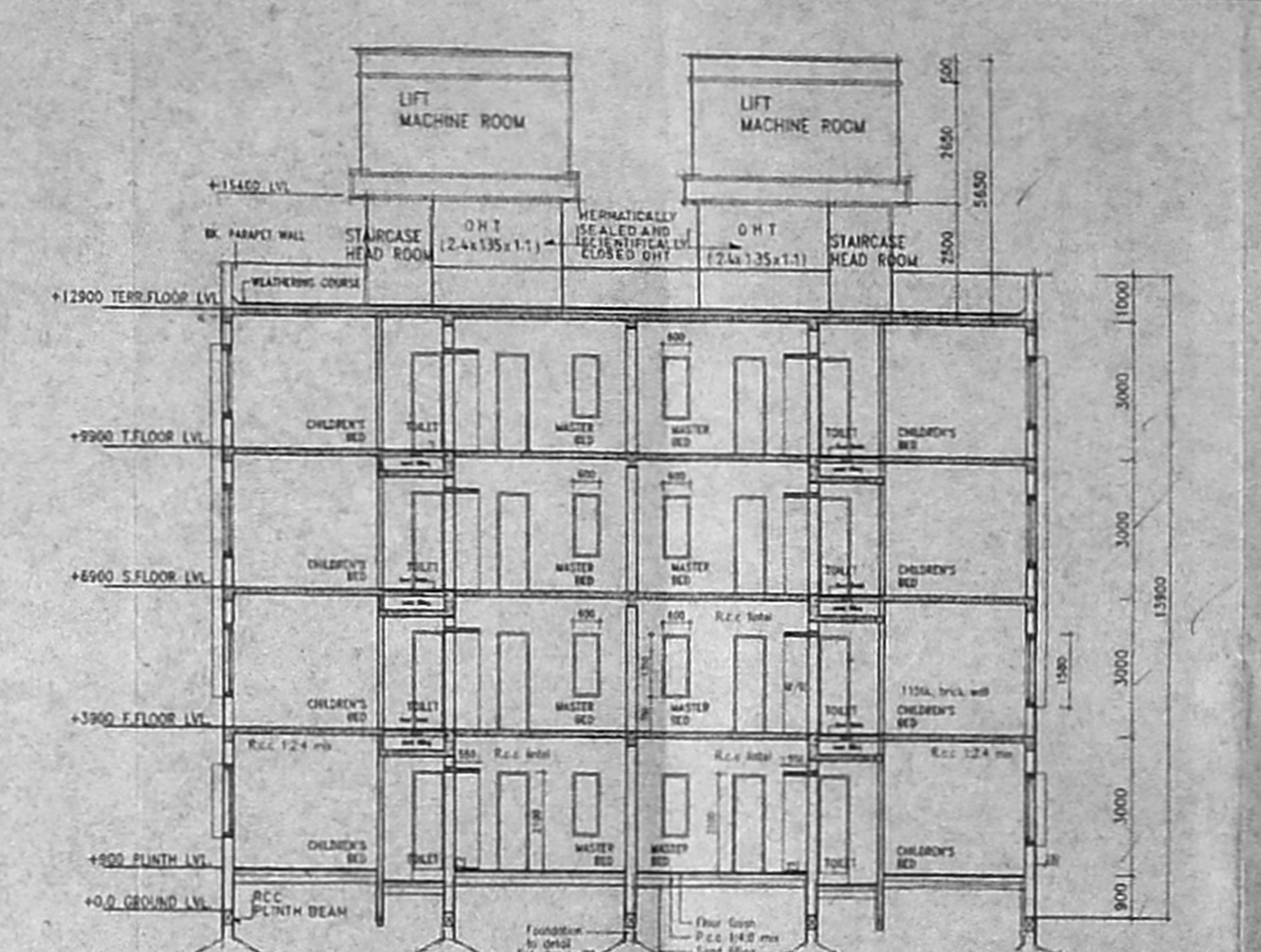
GROUND FLOOR PLAN (PLINTH AREA = 565.87 M<sup>2</sup>)



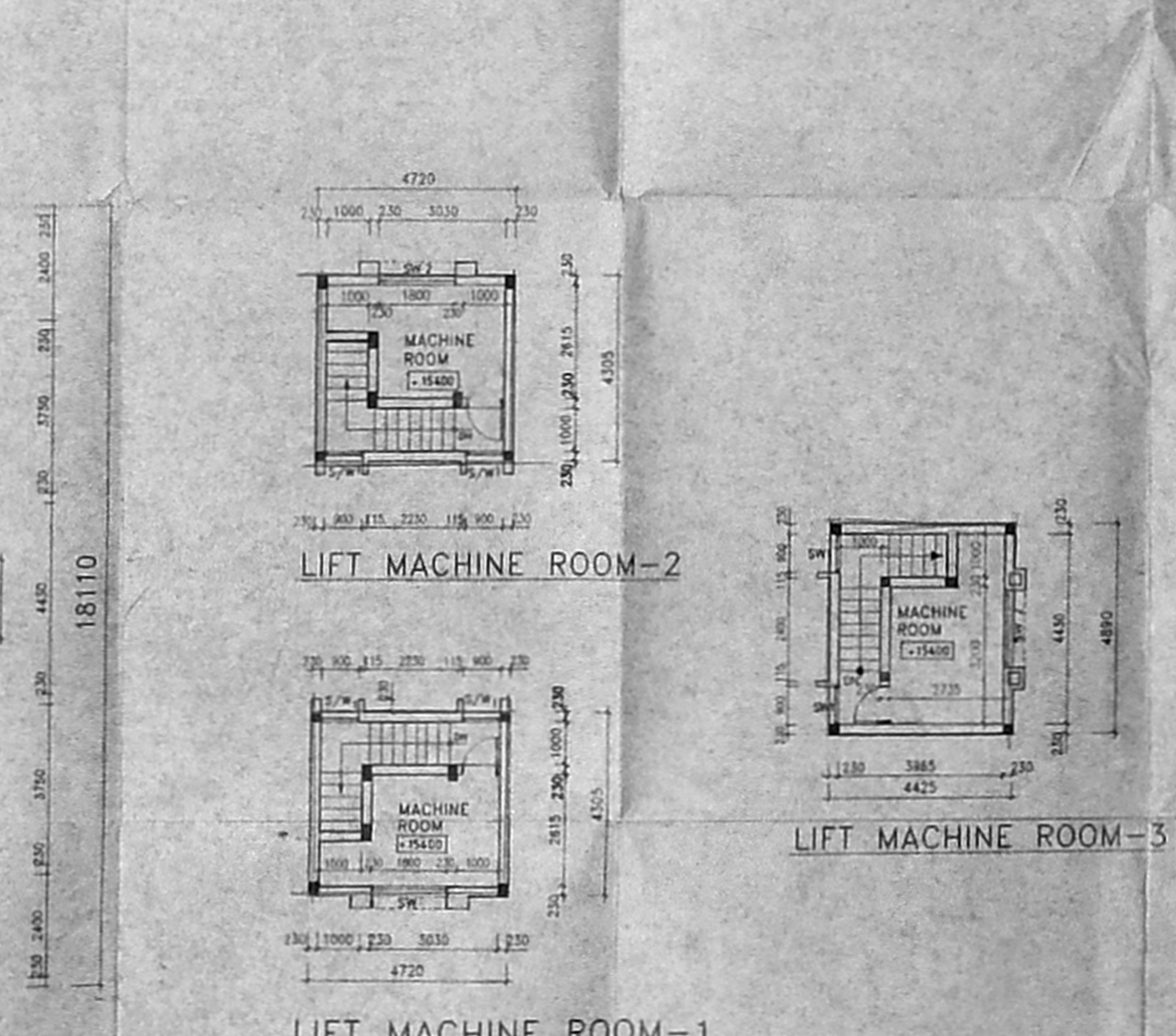
TERRACE FLOOR PLAN (TOTAL PLINTH AREA OF STAIR CASE HEAD ROOM AND LIFT MACHINE ROOM = 190.02 M<sup>2</sup>)



TYPICAL FLOOR PLAN (1ST, 2ND, 3RD FLOOR) (PLINTH AREA EACH FLOOR = 545.24 M<sup>2</sup>)



SECTION A-A



LEGEND  
 SH: SHELVES  
 C/S: CURIO SHELF  
 C/P: COOKING PLATFORM  
 W/R: WARD ROBE  
 F: FIRST FLOOR  
 S: SECOND FLOOR  
 T: THIRD FLOOR

CONSULTANTS  
 dhala kuppaswamy

CMDA (B)/PP No. 91/b  
 C.No. B/28/205/20  
 PROJECT  
 PROPOSED CONSTRUCTION OF RESIDENTIAL UNITS UNDER TNGRHS AT NO. 3171/8 BLOCK IV-A GOVERNMENT ESTATE, CHENNAI.

REGISTERED ARCHITECT APPLICANT  
 TAMIL NADU HOUSING BOARD  
 K. SURESH  
 B.Arch, M.P.P., F.I.A., A.I.T.P.  
 Reg. Arch No. CA/77/4223  
 COOP. OF MADRAS, R.A. No. 245

NOTE: \* ALL METRIC DIMENSIONS ARE IN 'MM'  
 \* READ THIS DRAWING ALONG WITH SHEET NO. 29 TO 31 & 33 TO 36.

SPECIFICATIONS  
 \* ALL BRICK WORKS IN CM 1:5 MIX. \* ALL RCC WORK IN 1:4:8 MIX.  
 \* ALL RCC WORK IN 1:2:4 MIX. \* ALL SAND FILLING TO BE OF RIVER SAND.  
 \* ALL WOOD WORK TO BE OF FIRST CLASS TEAK WOOD.  
 \* ALL PLASTERING IN CEMENT MORTAR 1:4 MIX & 12MM THICK.  
 \* BUILDING TO BE EXTERNALLY FINISHED WITH CEMENT PAINT.

SCHEDULE OF JOINERY

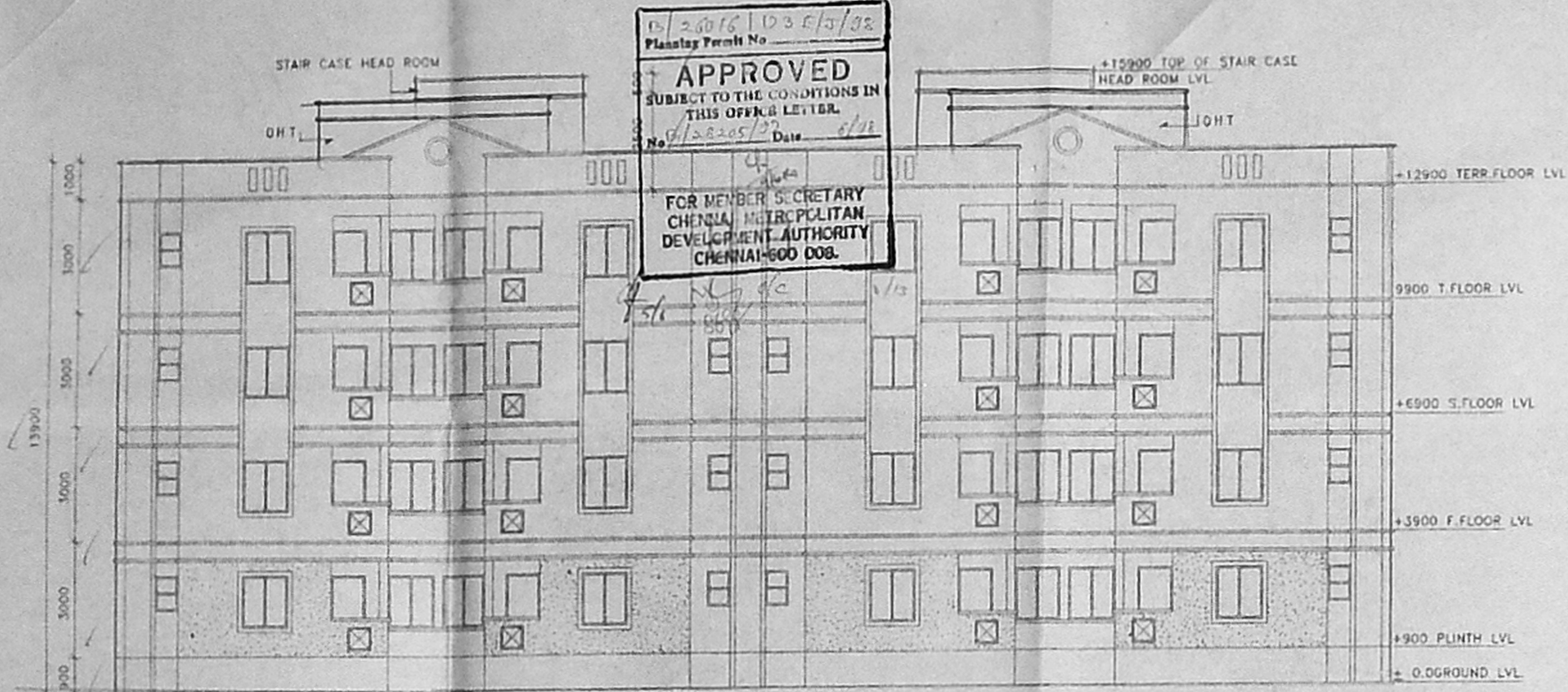
TYPE	DESCRIPTION	SIZE
E/D	ENTRANCE DOOR	900X2100
D1	DOOR	700X2100
D2	DOOR	900X2100
W1	WINDOW	600X1350
W2	WINDOW	1200X350
W3	WINDOW	1800X1350
W4	WINDOW	1800X1350
S/D	ENTRANCE DOOR	1800X2100
S/W1	SLIDING WINDOW	900X1350
S/W2	SLIDING WINDOW	1800X1350
O	OPENING	900X2100
KW	KITCHEN WINDOW	1200X1000
V1	VENTILATOR	600X900

REVISIONS  
 LEGEND  
 FLOT BOUNDARY  
 PROPOSAL  
 ROAD  
 SEWER LINE

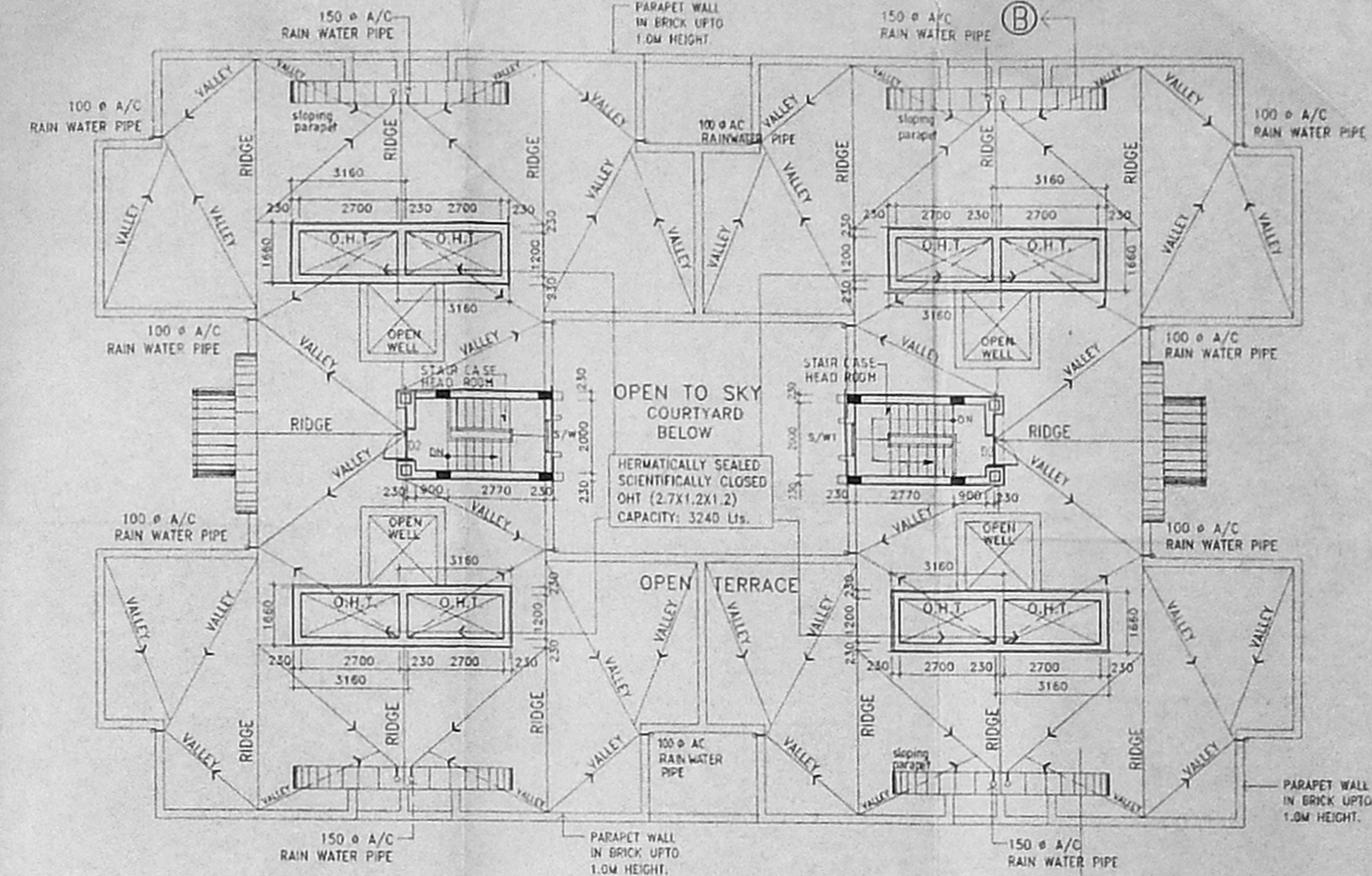
TITLE  
 DETAILS OF  
 BLOCK - A (24 units)  
 GROUND, TYPICAL 1ST, 2ND, & 3RD FLOOR PLAN, TERRACE PLAN, FRONT ELEVATION & SECTION ETC.  
 AUTHORITIES APPROVAL DRAWING  
 PROJECT NO. 307/97

SCALE: 1:100  
 DATE: 16.08.97  
 DRAWN: E. ANURADHA  
 CHECKED: [Signature]  
 SHEET NO. 32 R

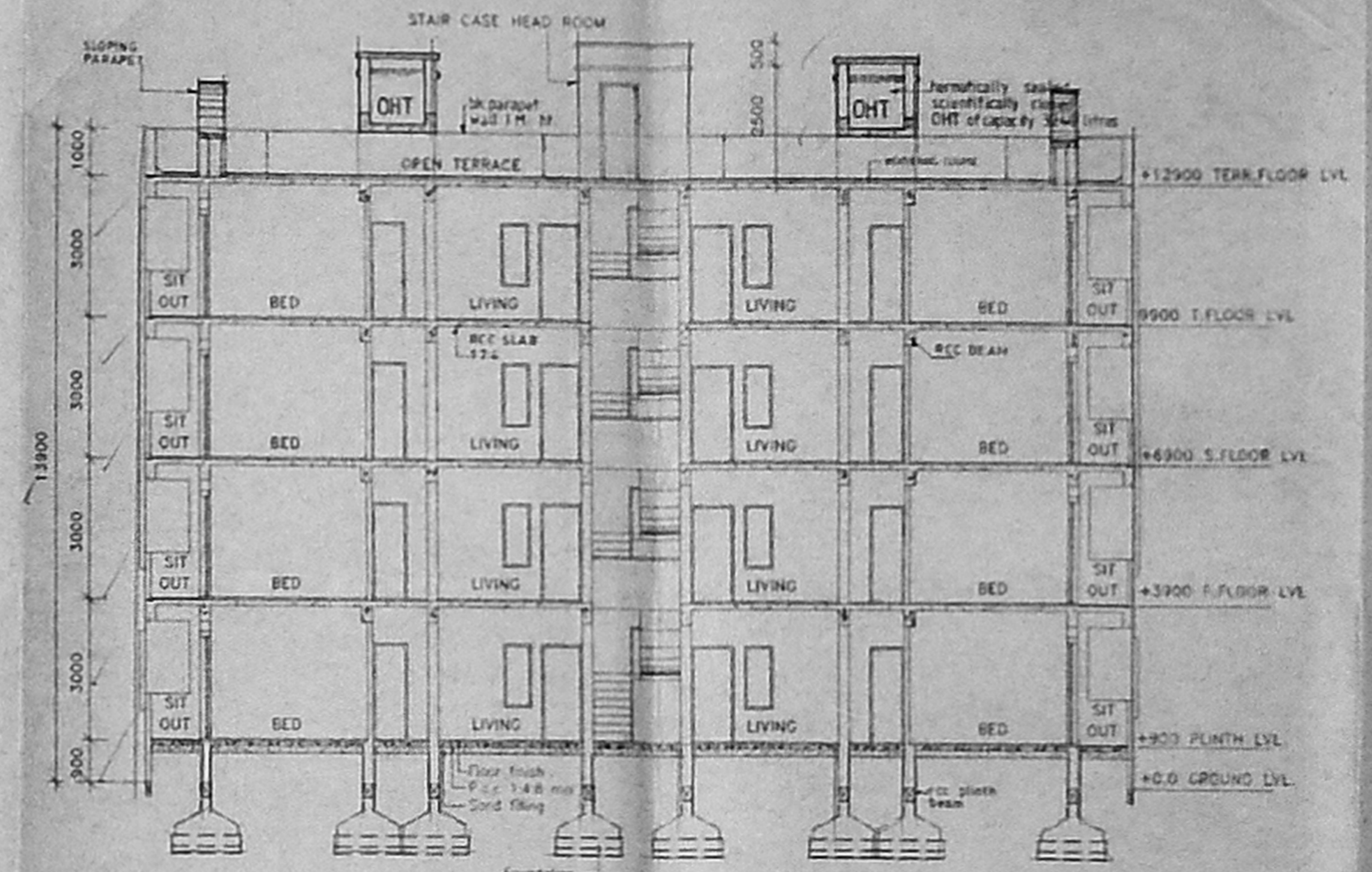




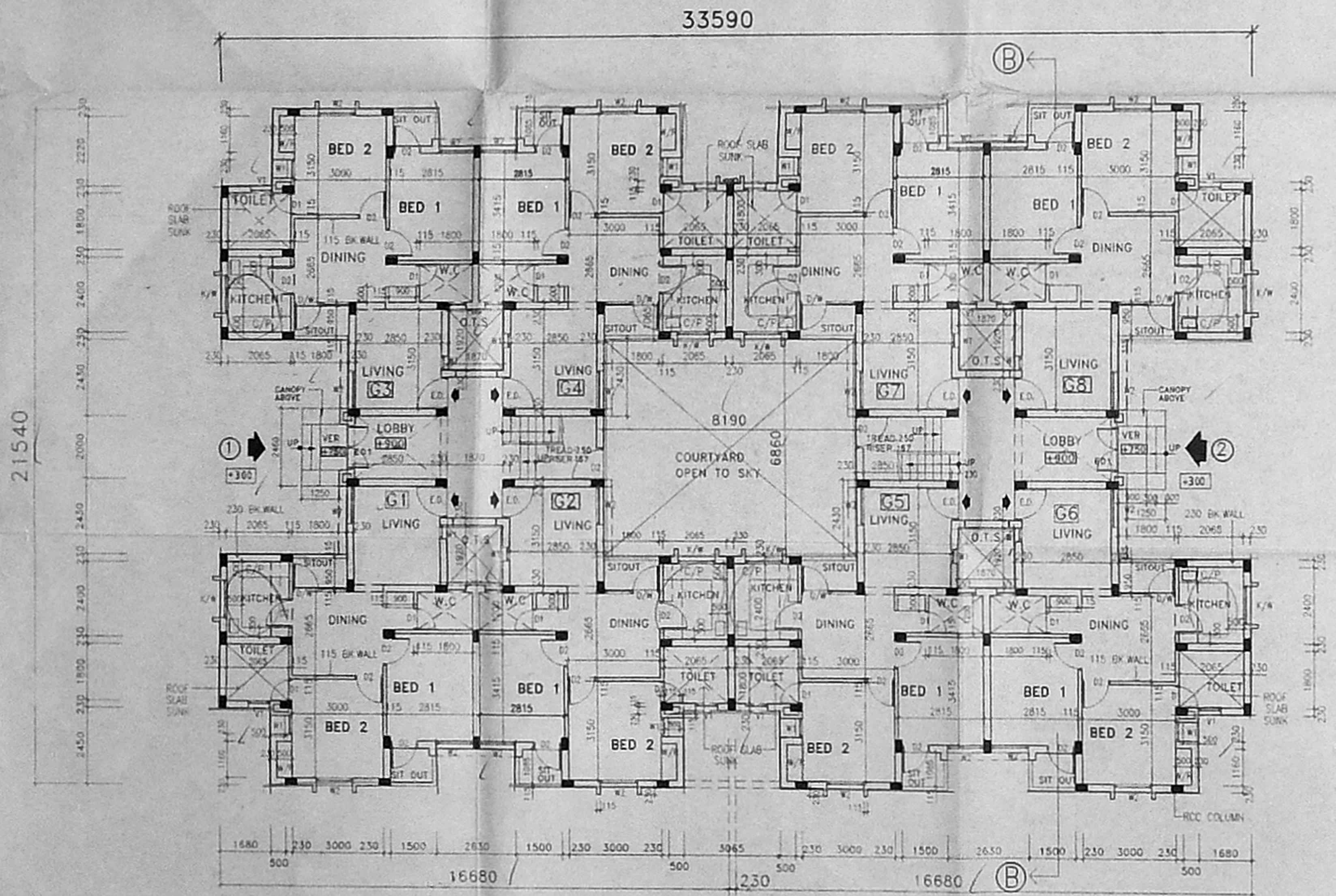
FRONT ELEVATION



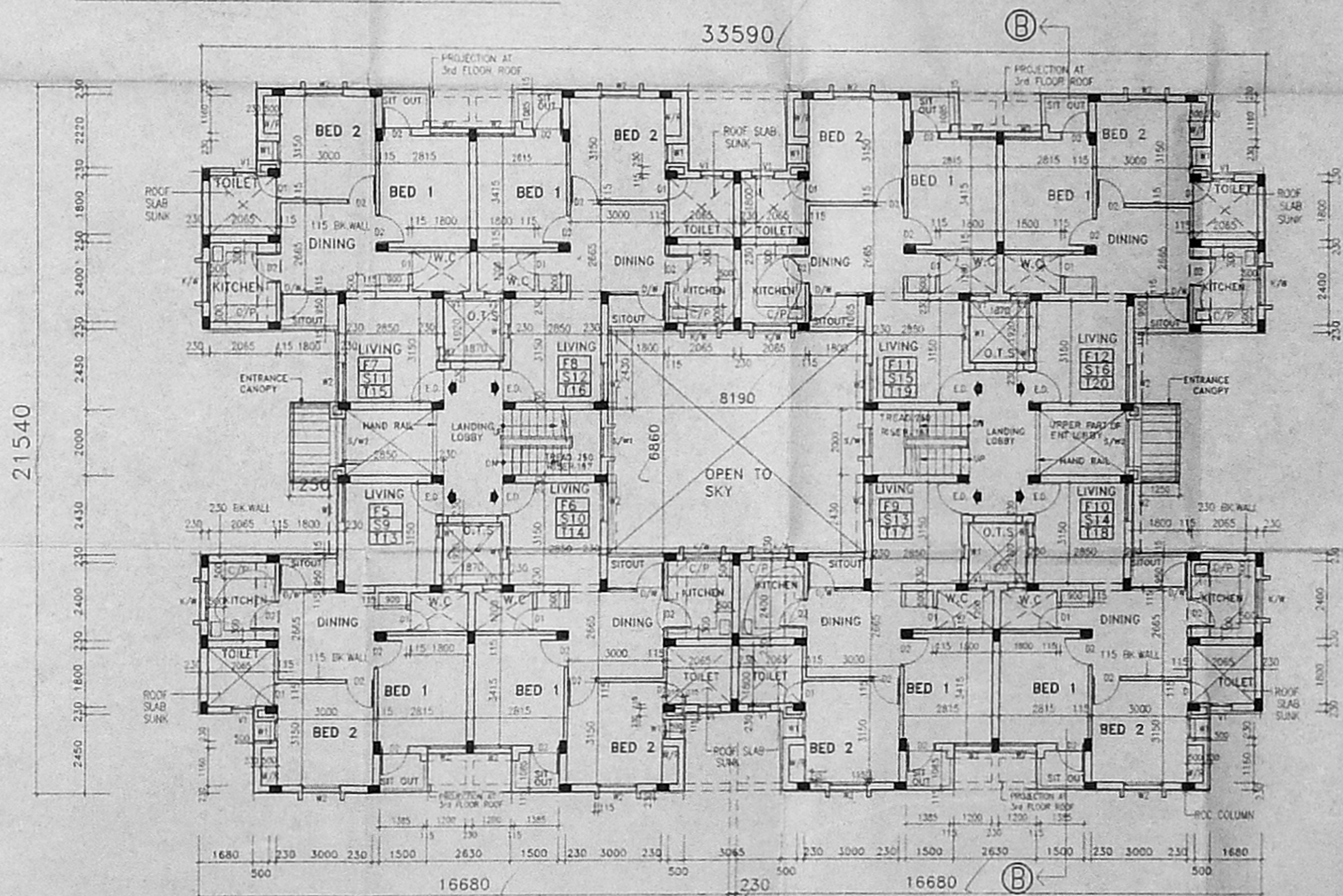
TERRACE FLOOR PLAN (TOTAL PLINTH AREA OF HEAD ROOMS=20.57M<sup>2</sup>)



SECTION "B-B"



GROUND FLOOR PLAN (PLINTH AREA = 552.68 M<sup>2</sup>)



TYPICAL FLOOR PLAN (1st, 2nd & 3rd) (PLINTH AREA OF EACH FLOOR = 534.48M<sup>2</sup>)

LEGEND

SH: SHELVES  
C/S: CURIO SHELF  
C/P: COOKING PLATFORM  
W/R: WARD ROBE

F: FIRST FLOOR  
S: SECOND FLOOR  
T: THIRD FLOOR

CONSULTANTS  
Shala kuppuswamy

CMDA (B)/PP No. 7  
C.No. 33/2014  
Avt. INTERIOR DESIGNERS  
MADRAS-600 016

PROJECT  
PROPOSED CONSTRUCTION OF RESIDENTIAL UNITS UNDER TNGHRS AT ROAD NO. 3171/8 BLOCK IV-A GOVERNMENT ESTATE, CHENNAI.

REGISTERED ARCHITECT APPLICANT  
TAMIL NADU HOUSING BOARD  
K.SURESH  
RANK: M.T.P., F.I.A., E.I.T.  
Reg. No. AR/CA/77/4228  
CORP. OF MADRAS, R.A. NO. 740

NOTE: ALL METRIC DIMENSIONS ARE IN 'MM'  
READ THIS DRAWING ALONG WITH SHEET NO. 29 TO 32 & 34 TO 38

SPECIFICATIONS  
\* ALL BRICK WORK IN CM 1:5 MIX. \* ALL POOR WORK IN 1:4:8 MIX.  
\* ALL RCC WORK IN 1:2:4 MIX. \* ALL SAND FILLING TO BE OF RIVER SAND.  
\* ALL WOOD WORK TO BE OF FIRST CLASS WOOD.  
\* ALL PLASTERING IN CEILING PORTION 1:4:8 MIX & 12MM THICK.  
\* BRICKING TO BE EXTERNALLY FINISHED WITH CEMENT PAINT.

SCHEDULE OF JOINERY

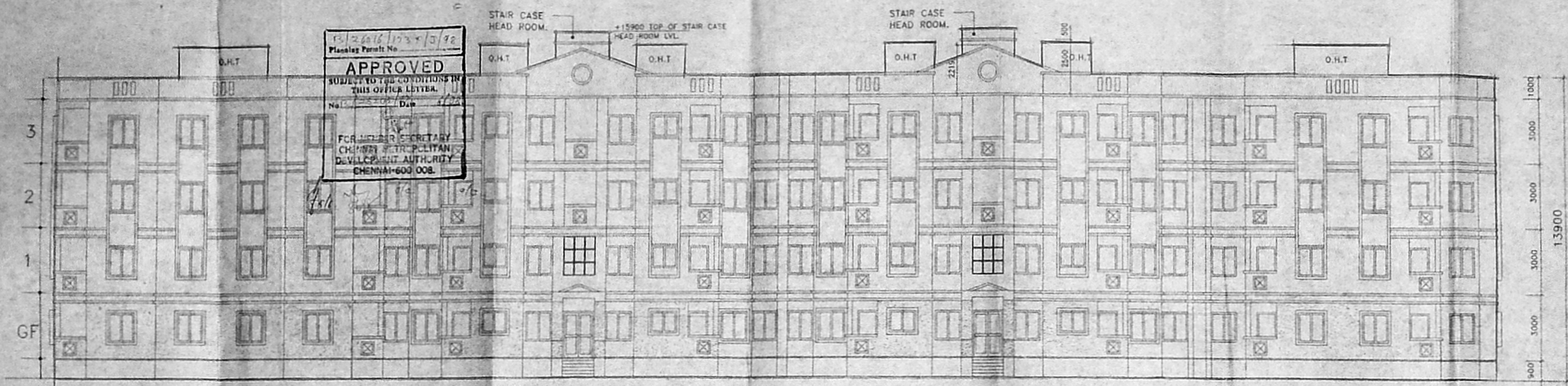
TYPE	DESCRIPTION	SIZE
E/D	ENTRANCE DOOR	500X210
D1	DOOR	700X210
D2	DOOR	900X210
W1	WINDOW	600X110
W2	WINDOW	1200X110
KW	KITCHEN WINDOW	1200X110
V1	VENTILATOR	600X90
E/D1	ENTRANCE DOOR	1460X210
S/W1	SLIDING WINDOW	900X1350
S/W2	SLIDING WINDOW	1460X1350
O	OPENING	900X2100
D/W	DOOR WINDOW	1900X2100

LEGEND  
PLOT BOUNDARY  
PROPOSAL  
ROAD  
SEWER LINE

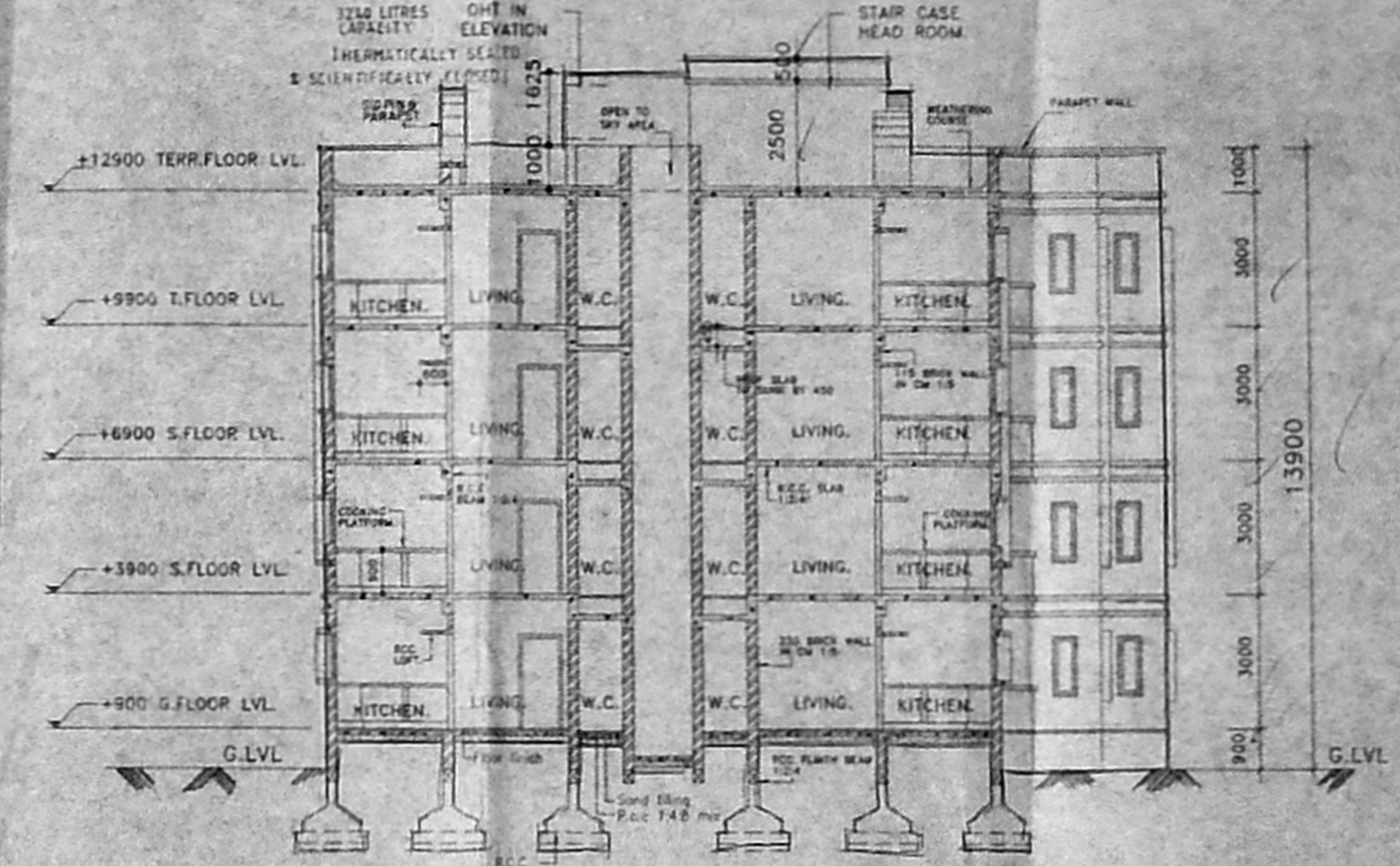
TITLE  
DETAILS OF  
BLOCK - B (32 units)  
GROUND, TYPICAL 1ST, 2ND, & 3RD  
FLOOR PLAN, TERRACE PLAN,  
FRONT ELEVATION & SECTION ETC.  
AUTHORITIES APPROVAL DRAWING  
PROJECT NO. 307/97

SCALE	REVISION	SHEET NO.
SCALE - 1:1000		33
DATE - 11.08.2014		
DRAWN - B. ANURAGHA		
CHECKED -		

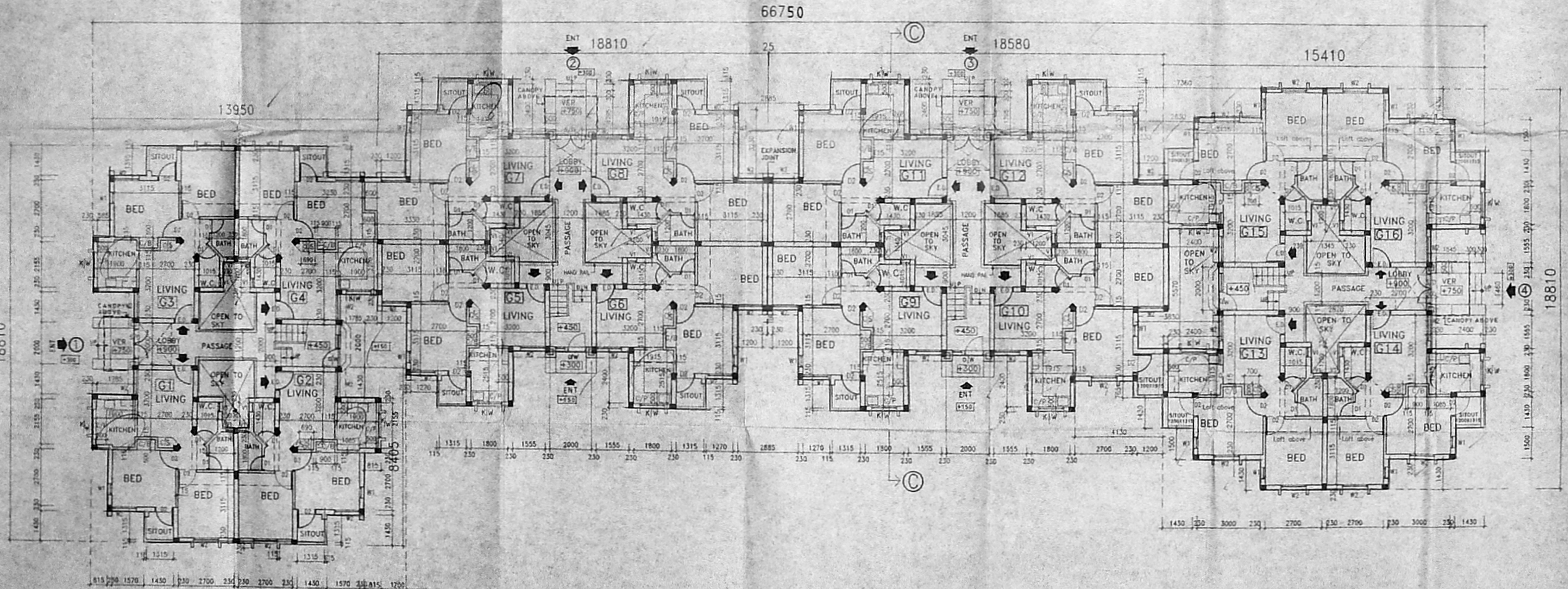




FRONT ELEVATION



SECTION "C-C"



GROUND FLOOR PLAN (PLINTH AREA = 858.07 M<sup>2</sup>)

- LEGEND**
- SH: SHELVES
  - C/S: CURIO SHELF
  - C/P: COOKING PLATFORM
  - W/R: WARD ROBE

CONSULTANTS

**dhala kuppuswamy**

CMDA (B)/PP NO. 9

ARCHITECTS PLANNERS ENGINEERS

**PROJECT**

PROPOSED CONSTRUCTION OF RESIDENTIAL UNITS - 64 UNITS AT BE. NO. 307/97, BLOCK IV-A GOVERNMENT ESTATE, CHENNAI.

REGISTERED ARCHITECT APPLICANT

**K. SURESH** TAMIL NADU HOUSING BOARD

CHIEF ENGINEER

NOTE: \* ALL METRIC DIMENSIONS ARE IN "MM"  
\* READ THIS DRAWING ALONG WITH SHEET NO 29 TO 33 & 35 TO 38

- SPECIFICATIONS**
- \* ALL BRICK WORK IN 1:2:4 M.S.
  - \* ALL PCC WORK IN 1:4:8 M.S.
  - \* ALL RCC WORK IN 1:2:4 M.S.
  - \* ALL SAND FILLING TO BE OF BEST SAND.
  - \* ALL WOOD WORK TO BE OF FIRST CLASS TEAK WOOD.
  - \* ALL PLASTERING IN CEMENT MORTAR 1:4:8 & 1:2:4 THICK.
  - \* BUILDING TO BE EXTERNALLY FINISHED WITH CEMENT PAINT.

**SCHEDULE OF JOINERY**

TYPE	DESCRIPTION	SIZE
E/D	ENTRANCE DOOR	900X2100
D1	DOOR	700X2100
D2	DOOR	900X2100
W1	WINDOW	600X1350
W2	WINDOW	1200X1350
K/W	KITCHEN WINDOW	1200X1000
V1	VENTILATOR	600X900
D/W	DOOR CUM WINDOW	1460X2100
S/D	SLIDING DOOR	1460X2100
O	OPENING	900X2100
S/W1	SLIDING WINDOW	900X1350
S/W2	SLIDING WINDOW	1460X2100

**NOTE:**

**LEGEND**

- PLOT BOUNDARY
- PROPOSAL ROAD
- SEWER LINE

**TITLE**

DETAILS OF BLOCK - C (64 units) GROUND FLOOR PLAN, FRONT ELEVATION & SECTION

AUTHORITIES APPROVAL DRAWING PROJECT NO. 307/97

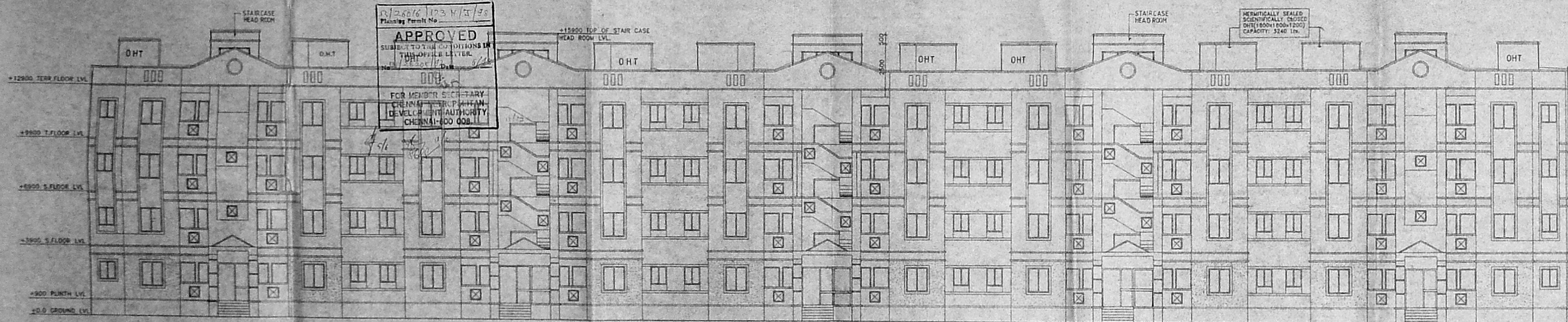
SCALE	DATE	DRAWN	CHECKED	REVISION	SHEET NO.
1:100	11.05.97	B. ANANDH			34

THIS DESIGN/DRAWING IS THE PROPERTY OF M/S. DHALA KUPPUSWAMY & CO. IT IS SUBJECT TO THEIR RECALL AND MUST NOT BE COPIED OR REPRODUCED WITHOUT THEIR WRITTEN PERMISSION.

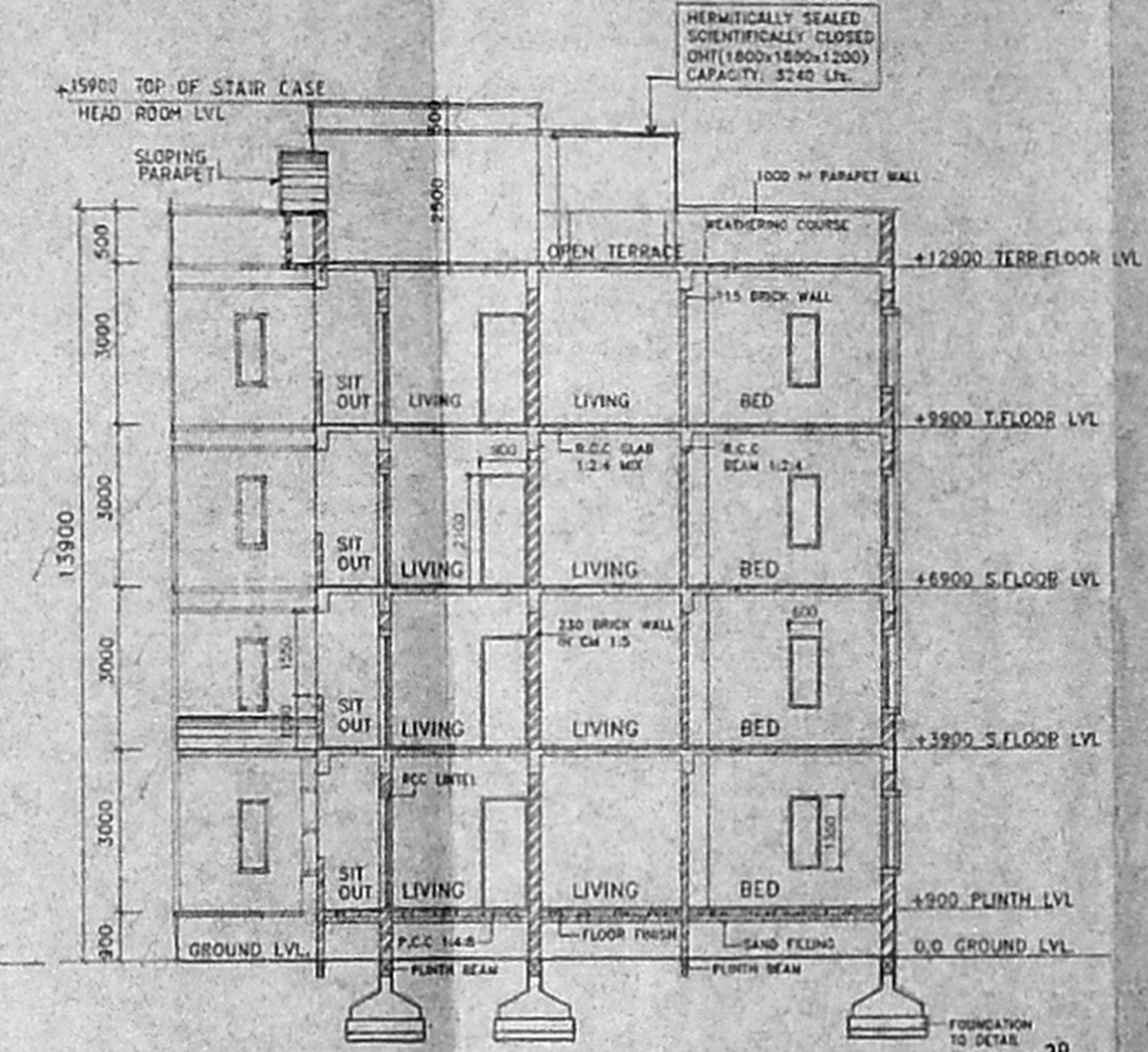




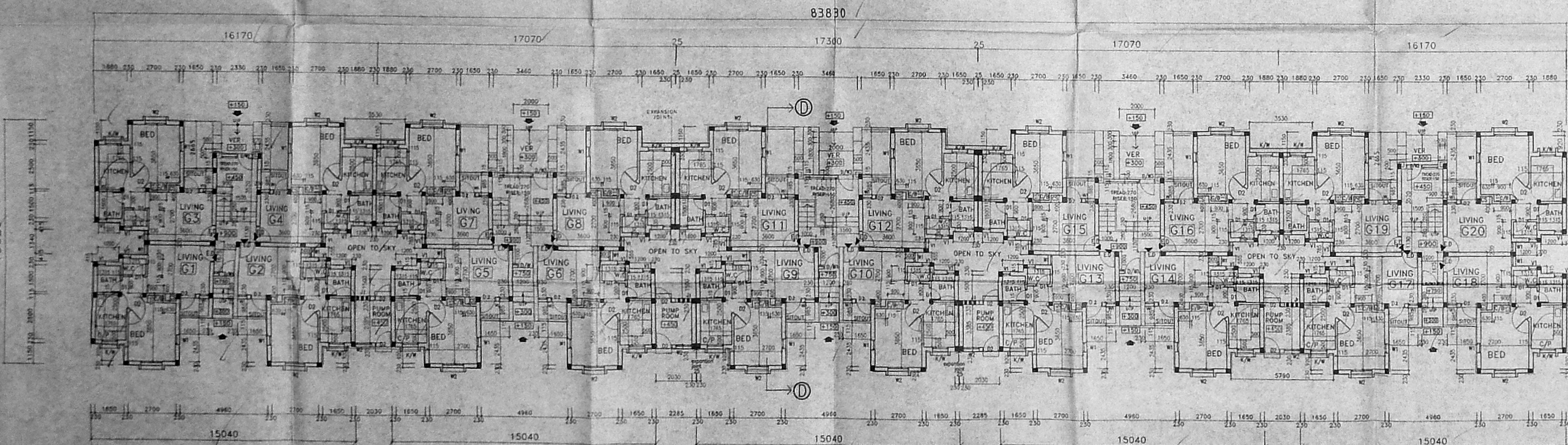




FRONT ELEVATION



SECTION D-D



GROUND FLOOR PLAN (PLINTH AREA = 852.45M<sup>2</sup>)

- LEGEND**
- SH: SHELVES
  - C/S: CURIO SHELF
  - C/P: COOKING PLATFORM
  - W/R: WARD ROBE
  - F: FIRST FLOOR
  - S: SECOND FLOOR
  - T: THIRD FLOOR

CONSULTANTS  
 Revised Plan  
 Dhala Kuppaswamy  
 dhala kuppaswamy

CMDA (B)/PP No. 307/97  
 C. No. 307/97  
 PROJECT  
 PROPOSED CONSTRUCTION OF RESIDENTIAL UNITS UNDER TNGRHS AT PP NO. 307/97, BLOCK IV-A GOVERNMENT ESTATE, CHENNAI.

REGISTERED ARCHITECT APPLICANT  
 TAMIL NADU HOUSING BOARD  
 K. SURESH  
 Executive Engineer  
 POWER BLOCK DIVISION  
 CHIEF ENGINEER  
 TAMIL NADU HOUSING BOARD

NOTE: \* ALL METRIC DIMENSIONS ARE IN 'MM'  
 \* READ THIS DRAWING ALONG WITH SHEET NO. 29 TO 35 & 37 TO 38.

**SPECIFICATIONS**

- \* ALL BRICK WORKS IN CM 1:3 MIX.
- \* ALL RCC WORK IN 1:2:4 MIX.
- \* ALL SAND FILLING TO BE OF RIVER SAND.
- \* ALL WOOD WORK TO BE OF FIRST CLASS WOOD.
- \* ALL PLASTERING IN CEMENT MORTAR 1:4 MIX & 12MM THICK.
- \* BUILDING TO BE EXTERNALLY FINISHED WITH CEMENT PAINT.

**SCHEDULE OF JOINERY**

TYPE	DESCRIPTION	SIZE
E/D	ENTRANCE DOOR	900X2100
D1	DOOR	700X2100
D2	DOOR	900X2100
W1	WINDOW	600X1350
W2	WINDOW	1200X1350
K/W	KITCHEN WINDOW	1200 X 1050
V1	VENTILATOR	600 X 900
S/W1	SLIDING WINDOW	900X1350
S/W2	SLIDING WINDOW	1800X1350
O	OPENING	900X2100
J	JALLY	900X1800
D/W1	DOOR CUM WINDOW	1200 X2100
D/W2	DOOR CUM WINDOW	1790 X2100
D/W3	DOOR CUM WINDOW	2920 X2100

**LEGEND**

- PLOT BOUNDARY
- PROPOSAL
- ROAD
- SEWER LINE

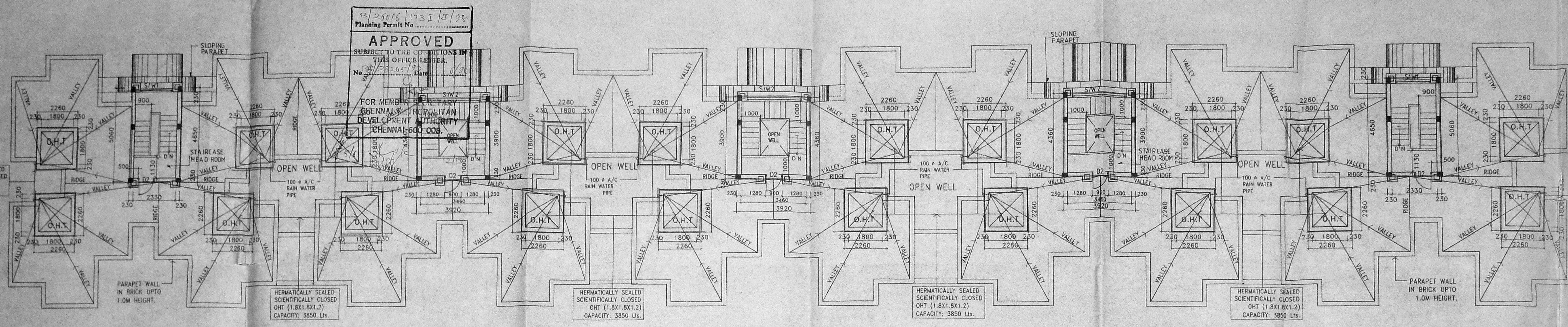
TITLE  
 DETAILS OF  
 BLOCK - D1 (80 units)  
 GROUND FLOOR PLAN, FRONT  
 ELEVATION & SECTION

AUTHORITIES APPROVAL DRAWING  
 PROJECT NO. 307/97

REVISION	SHEET NO.
	36

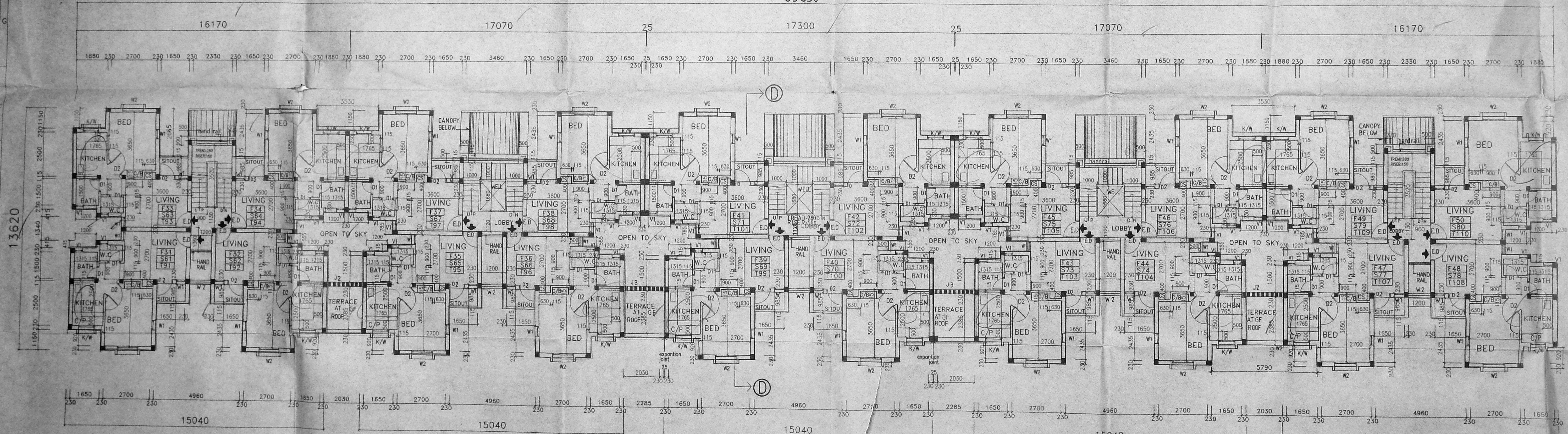
THIS DESIGN/DRAWING IS THE PROPERTY OF M/S. DHALA KUPPASWAMY. IT IS SUBJECT TO THEIR RECALL AND MUST NOT BE COPIED OR REPRODUCED WITHOUT THEIR WRITTEN PERMISSION.





TERRACE FLOOR PLAN (TOTAL PLINTH AREA OF HEAD ROOMS = 72.73M<sup>2</sup>)

83830



TYPICAL FLOOR PLAN (1st, 2nd, 3rd) (PLINTH AREA OF EACH FLOOR = 822.72M<sup>2</sup>)

- LEGEND**
- SH: SHELVES
  - C/S: CURIO SHELF
  - C/P: COOKING PLATFORM
  - W/R: WARD ROBE
  - F: FIRST FLOOR
  - S: SECOND FLOOR
  - T: THIRD FLOOR

CONSULTANTS

dhala kuppaswamy

CMDA (B)/PP No. 37/2007/97

C. No. 37/2007/97

Asst. PLANNERS

Serutiny INTERIOR DESIGNERS

P.A. 2/1

PROJECT

PROPOSED CONSTRUCTION OF RESIDENTIAL UNITS UNDER TNGRHS AT R.N. NO. 3171/8 BLOCK IV-A GOVERNMENT ESTATE, CHENNAI.

REGISTERED ARCHITECT APPLICANT

K. SURESH TAMIL NADU HOUSING BOARD

Executive Engineer

TOWER BLOCK DIVISION

ASHOK NAGAR, CHIEF ENGINEER-33, TAMIL NADU HOUSING BOARD

NOTE: \* ALL METRIC DIMENSIONS ARE IN "MM"  
\* READ THIS DRAWING ALONG WITH SHEET NO. 29 TO 36 & 38.

- SPECIFICATIONS**
- \* ALL BRICK WORKS IN CM 1:5 MIX. \* ALL PCC WORK IN 1:4:8 MIX
  - \* ALL RCC WORK IN 1:2:4 MIX. \* ALL SAND FILLING TO BE OF RIVER SAND.
  - \* ALL WOOD WORK TO BE OF FIRST CLASS WOOD.
  - \* ALL PLASTERING IN CEMENT MORTAR 1:4 MIX & 12MM THICK.
  - \* BUILDING TO BE EXTERNALLY FINISHED WITH CEMENT PAINT.

**SCHEDULE OF JOINERY**

TYPE	DESCRIPTION	SIZE
E.D	ENTRANCE DOOR	900X2100
D1	DOOR	700X2100
D2	DOOR	900X2100
W1	WINDOW	600X1350
W2	WINDOW	1200X1350
K/W	KITCHEN WINDOW	1200 x 1000
V1	VENTILATOR	600 x 900
S/W1	SLIDING WINDOW	1790 x 1350
S/W2	SLIDING WINDOW	2920 x 1350
O	OPENING	900 x 2100
J2	JALLY	2030 x 2700
J3	JALLY	2285 x 2700

**LEGEND**

[Symbol]	PLOT BOUNDARY
[Symbol]	PROPOSAL
[Symbol]	ROAD
[Symbol]	SEWER LINE

**TITLE**

DETAILS OF BLOCK - D1 (80 units)

TYPICAL 1ST, 2ND, 3RD FLOOR PLAN TERRACE PLAN

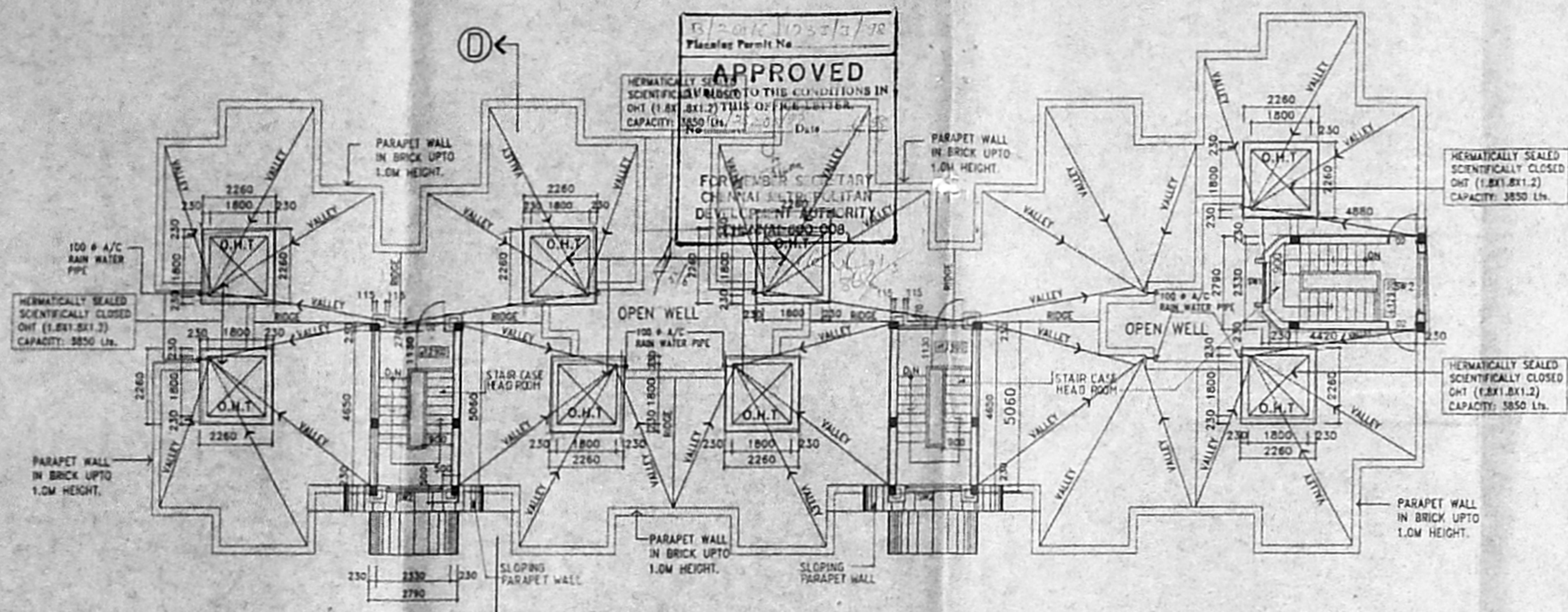
**AUTHORITIES APPROVAL DRAWING**

PROJECT NO. 307/97

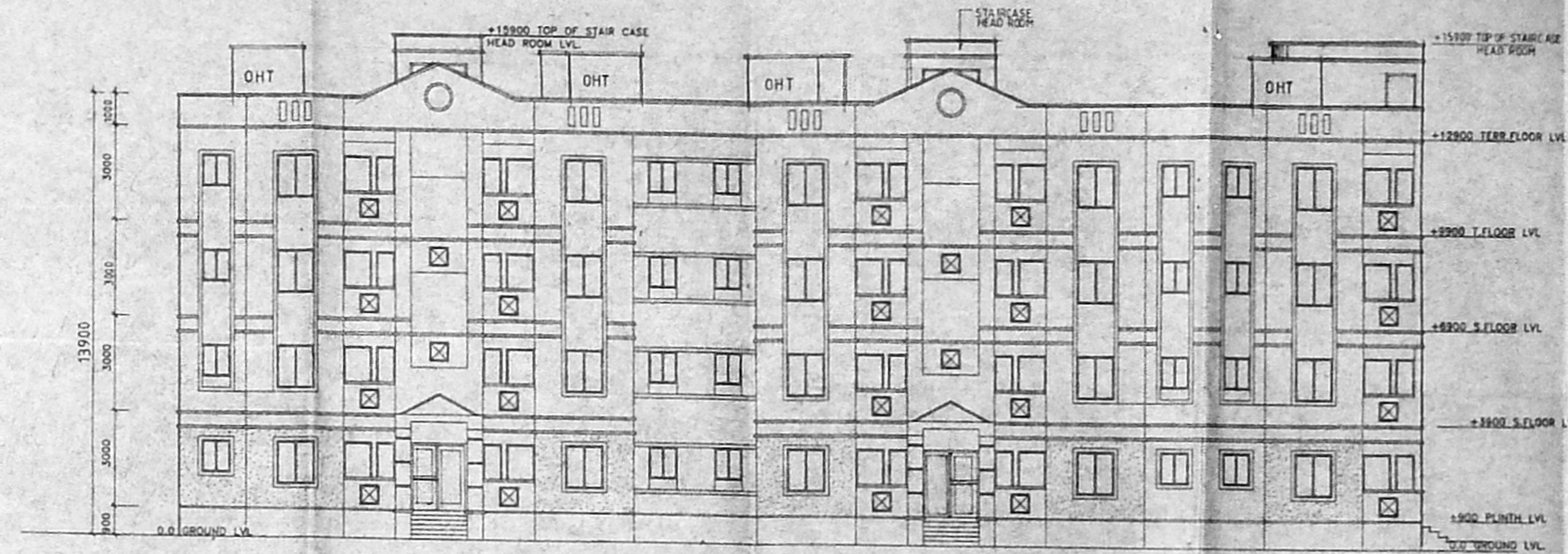
SCALE	REVISION	SHEET NO.
SCALE : 1:100		
DATE : 11.08.97		
DRAWN : B. ANURADHA		
CHECKED:		37

THIS DESIGN/DRAWING IS THE PROPERTY OF M/S DHALA KUPPUSWAMY REBELLO. IT IS SUBJECT TO THEIR RECALL AND MUST NOT BE COPIED OR REPRODUCED WITHOUT THEIR WRITTEN PERMISSION.

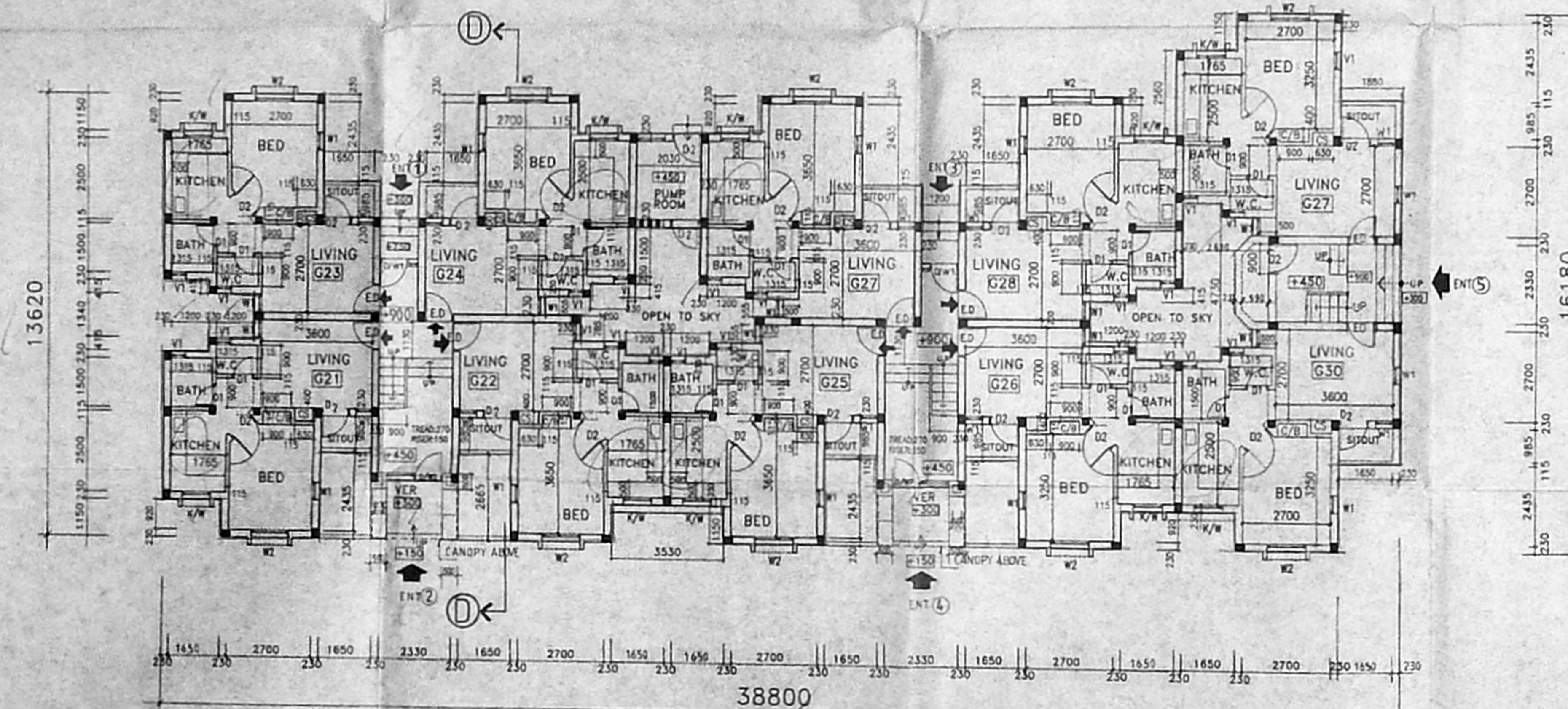




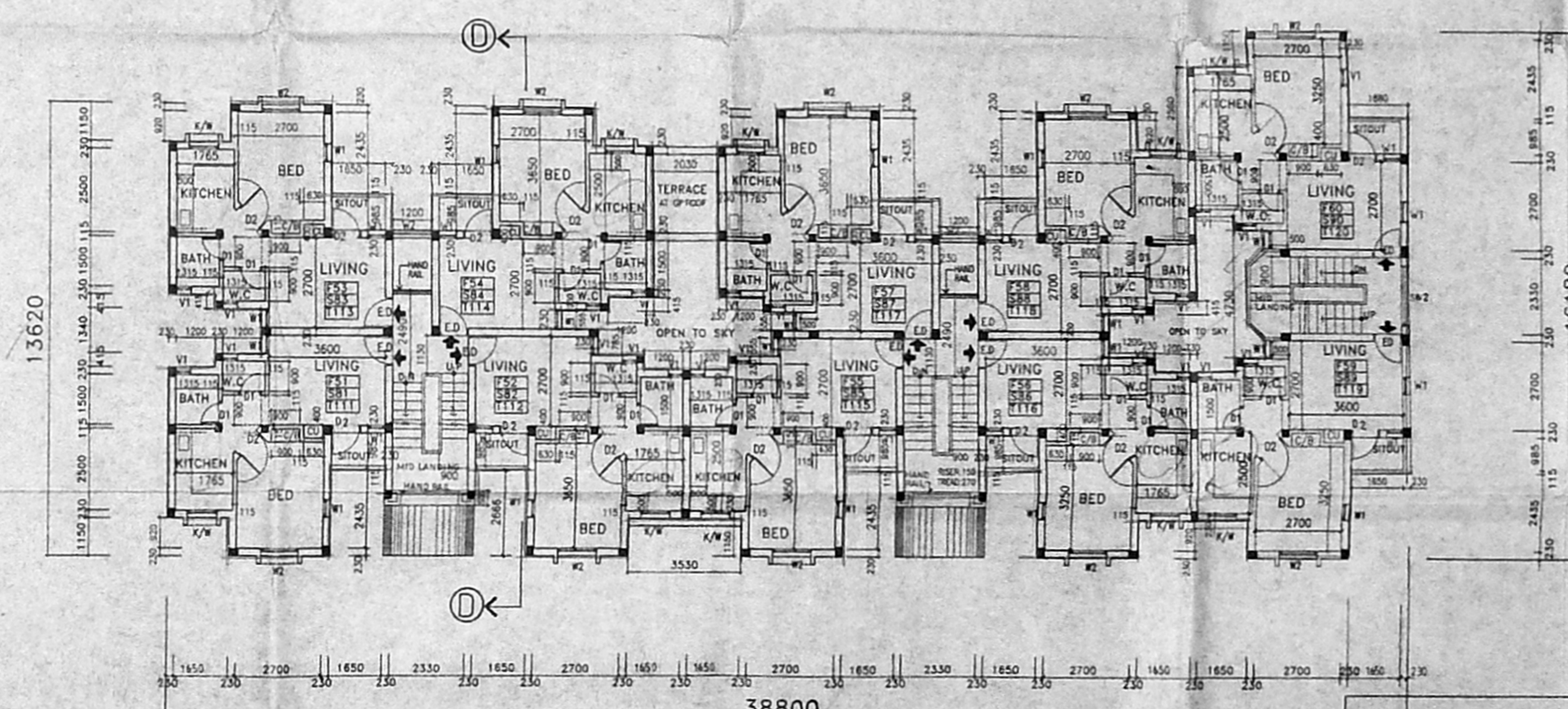
TERRACE FLOOR PLAN (TOTAL PLINTH AREA OF HEAD ROOMS = 42.48 M<sup>2</sup>)



FRONT ELEVATION



GROUND FLOOR PLAN (PLINTH AREA = 423.34 M<sup>2</sup>)



TYPICAL FLOOR PLAN (1st, 2nd & 3rd)  
(PLINTH AREA OF EACH FLOOR = 411.54 M<sup>2</sup>)

- LEGEND
- SH: SHELVES
  - C/S: CURIO SHELF
  - C/P: COOKING PLATFORM
  - W/R: WARD ROBE
  - F: FIRST FLOOR
  - S: SECOND FLOOR
  - T: THIRD FLOOR

CONSULTANTS

**dhalapraswamy**  
rebello

ARCHITECTS PLANNERS  
INTERIOR DESIGNERS

PROJECT

PROPOSED CONSTRUCTION OF RESIDENTIAL UNITS UNDER TNGRHS AT RS. NO. 3171/B BLOCK IV-A GOVERNMENT ESTATE, CHENNAI.

REGISTERED ARCHITECT APPLICANT

**K.SURESH**  
TAMIL NADU HOUSING BOARD

NOTE: \* ALL METRIC DIMENSIONS ARE IN "MM"  
\* READ THIS DRAWING ALONG WITH SHEET NO. 29 TO 37

- SPECIFICATIONS
- \* ALL BRICK WORKS IN CM 1:5 MIX.
  - \* ALL PCC WORK IN 1:4:8 MIX.
  - \* ALL RCC WORK IN 1:2:4 MIX.
  - \* ALL SAND FILLING TO BE OF RIVER SAND.
  - \* ALL WOOD WORK TO BE OF BEST CLASS WOOD.
  - \* ALL PLASTERING IN CEMENT MORTAR 1:4 MIX & 12MM THICK.
  - \* BUILDING TO BE EXTERNALLY FINISHED WITH CEMENT PAINT.

SCHEDULE OF JOINERY

TYPE	DESCRIPTION	SIZE
E.D	ENTRANCE DOOR	900x2100
D1	DOOR	700x2100
D2	DOOR	800x2100
W1	WINDOW	600x1350
W2	WINDOW	1200x1350
W3	WINDOW	1800x1350
KW	KITCHEN WINDOW	1200x3000
V1	VENTILATOR	600x900
S/W1	SLIDING WINDOW	1200x1350
S/W2	SLIDING WINDOW	1790x1350
D/W1	DOOR / WINDOW	1200x2100
D/W2	DOOR / WINDOW	1790x2100

REVISIONS

NO.	DATE	DESCRIPTION	CHECKED
1	23/09	CANOPY REMOVED AT ENTRY-3	

TITLE

DETAILS OF BLOCK - D2 (40 units)  
GROUND, TYPICAL 1ST, 2ND, & 3RD FLOOR PLAN, TERRACE PLAN, FRONT ELEVATION

AUTHORITIES APPROVAL DRAWING  
PROJECT NO. 307/97

REVISION	SHEET NO.
SCALE: 1:100	38 R
DATE: 11.08.97	
DRAWN: B. ANURADHA	
CHECKED: [Signature]	

THIS DESIGN/DRAWING IS THE PROPERTY OF M/S DHALA PRASWAMY REBELLO. IT IS SUBJECT TO THEIR REVIEW AND MUST NOT BE COPIED OR REPRODUCED.